



Investor Presentation



February 2026

This presentation has been prepared by JSW Infrastructure (the “Company”) based upon information available in the public domain solely for information purposes without regard to any specific objectives, financial situations or informational needs of any particular person. This presentation should not be construed as legal, tax, investment or other advice. This presentation is strictly confidential, being given solely for your information and for your use, and may not be copied, distributed or disseminated, directly or indirectly, in any manner. Furthermore, no person is authorized to give any information or make any representation which is not contained in, or is inconsistent with, this presentation. Any such extraneous or inconsistent information or representation, if given or made, should not be relied upon as having been authorized by or on behalf of the Company.

This presentation contains statements that constitute forward-looking statements that represent the intent, belief or current expectations of the Company or its directors and officers with respect to the results of operations and financial condition of the Company. These forward-looking statements can be recognized by the use of words such as “expects,” “plans,” “will,” “estimates,” “projects,” or other words of similar meaning. These statements are necessarily subjective and involve known and unknown risks, uncertainties and other important factors that could cause our actual results, performance or achievements or industry results to differ materially from any future results, performance or achievement described in or implied by such statements; and are not guarantees of future performance and actual results may differ from those specified in such forward-looking statements as a result of various factors and assumptions. The risks and uncertainties relating to these statements include, but are not limited to, (i) fluctuations in earnings, (ii) the Company’s ability to manage growth, (iii) competition, (iv) government policies and regulations, and (v) political, economic, legal and social conditions in India. The Company does not undertake any obligation to revise or update any forward-looking statement to reflect events or circumstances after the date such statements were made, or to reflect the occurrence of unanticipated events.. Given these risks, uncertainties and other factors, viewers of this presentation are cautioned not to place undue reliance on these forward-looking statements.

The information contained in this presentation is only current as of its date and has not been independently verified. The Company may alter, modify or otherwise change in any manner the contents of this presentation, without obligation to notify any person of such revision or changes. No representation, warranty, guarantee or undertaking, express or implied, is or will be made as to, and no reliance should be placed on, the accuracy, completeness, correctness or fairness of the information, estimates, projections and opinions contained in this presentation. None of the Company or any of its affiliates, advisers or representatives accept any liability whatsoever for any loss howsoever arising from any information presented or contained in this presentation. Please note that the past performance of the Company is not, and should not be considered as, indicative of future results. Potential investors must make their own assessment of the relevance, accuracy and adequacy of the information contained in this presentation and must make such independent investigation as they may consider necessary or appropriate for such purpose. Such information and opinions are in all events not current after the date of this presentation.

The Potential investors shall be in compliance with the applicable Insider Trading Regulations, with respect to the Company in reference to the information provided under this presentation.

Agenda

JSW Infrastructure- An Overview

Indian Economy & Strong
Fundamentals of Port & Logistics
Sector

Growth Strategy & Guidance

Key Project Updates

Q3 & 9M FY26 Operational &
Financial Performance

Robust Financials and Strong
Balance Sheet

Sustainability & CSR

To Conclude

Appendix



South West Port, Goa

An Overview





**Amongst India's leading
Conglomerates with a
turnover of US\$23 Bn¹**



Steel

- India's largest steel producer
- Consol. capacity of 35.7 mtpa, growing to 43.4 mtpa by Sep'27
- Targeting 51.5 mtpa capacity by FY31
- Market Cap: ~US\$32 Bn



Infrastructure

- Second largest private port operator in India - 177 mtpa capacity
- Strategically located 3 Ports and 10 Terminals on the west and east coast of India
- Market cap of ~US\$6 Bn



Paints

- Capacity of 219,000 klpa
- State-of-the-art plants in Karnataka and Maharashtra
- Targeting 800,000 klpa capacity by FY30
- Acquisition of 61.2% of Akzo Nobel completed in Dec 2025



Ventures

- Early-stage institutional venture capital fund investing in technology companies across Platform and SaaS businesses at pre-series A to series A stages



Energy

- Power producer with 13.3 GW installed generation capacity
- Targeting 30GW generation + 40GWh of energy storage capacity by FY30
- Market Cap: ~US\$9 Bn



Cement

- Capacity of 20.6 mtpa, growing to ~41.85 mtpa and developing a pan-India presence
- Lowest CO2 emission intensity in cement industry
- Equity listing in Aug 2025, current market cap of ~US\$2 Bn



EV

- 35% stake in JSW MG Motors India
- Plan to build largest EV complex in India
- Targeting 300k of PV and 100k of CV capacity by 2030

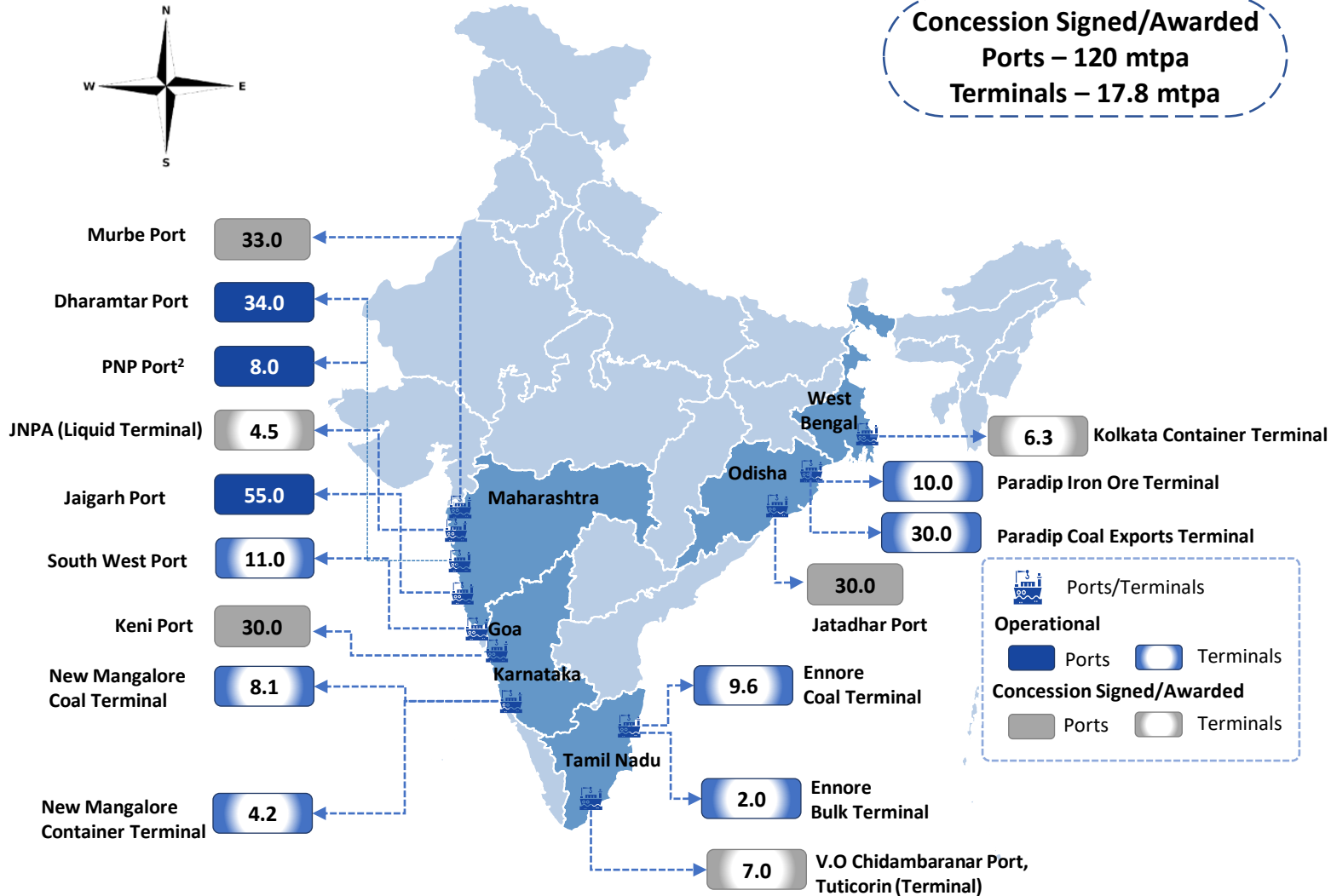


Sports

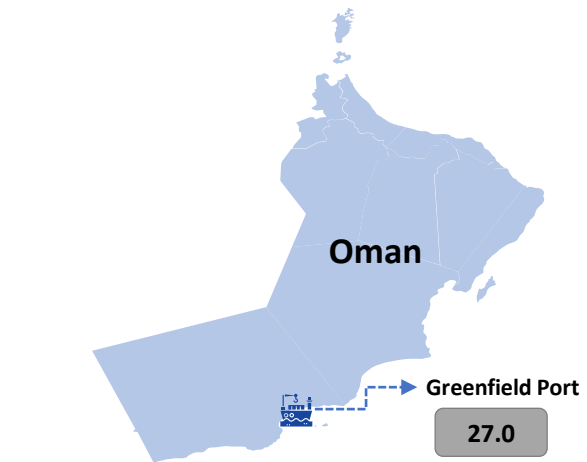
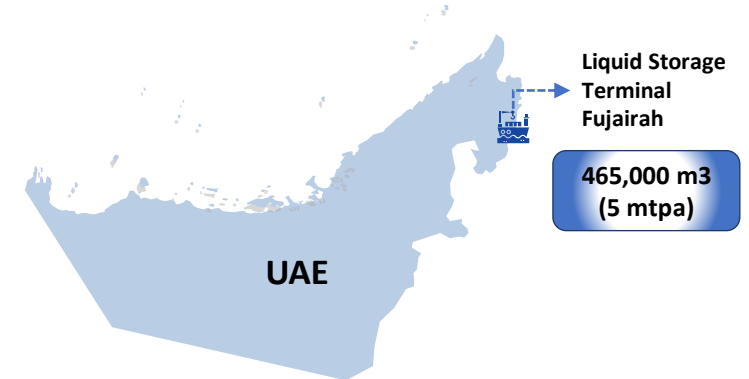
- High Performance Training centre at Vijayanagar and 4 satellite centres – trained Olympic medal winners
- Teams Owned: Delhi Capitals, Pretoria Capitals, Bengaluru FC and Haryana Steelers

JSW Infrastructure: Strategically Located Assets

India



International



- O&M contracts at two dry bulk terminals in Fujairah (24 mtpa) and Dibba (17 mtpa) in UAE

Well Equipped Ports and Terminals with Multi-Modal Evacuation Channels

Majority of the ports have the natural advantage of a deep draft, permitting direct berthing of larger vessels like cape size and post panamax vessels, and multi modal evacuation channels enabling us to provide customized supply chain solutions

West Coast

Jaigarh Port



- Berth Length: 2,319 meters
- Draft: 17.5 meters
- Capacity: 55.00 mtpa

Dharamtar Port



- Berth Length: 771 meters
- Draft: 5.0 mt. at berth pocket, 3.5 mt. at Amba river channel
- Capacity: 34.00 mtpa

South West Port



- Berth Length: 450 meters
- Draft: 14 meters
- Capacity: 11 mtpa

New Mangalore Container Terminal



- Berth Length: 350 meters
- Draft: 14 meters
- Capacity: 4.20 mtpa¹

New Mangalore Coal Terminal



- Berth Length: 315 meters
- Draft: 14 meters
- Capacity: 8.07 mtpa

PNP Port²



- Riverine Port with draft of 3.5 meters
- Capacity: 8.00 mtpa

East Coast

Paradip Iron Ore Terminal



- Berth Length: 370 meters
- Draft: 16 meters
- Capacity: 10.00 mtpa

Paradip Coal Exports Terminal



- Berth Length: 686 meters
- Draft: 15 meters
- Capacity: 30.00 mtpa

Ennore Coal Terminal



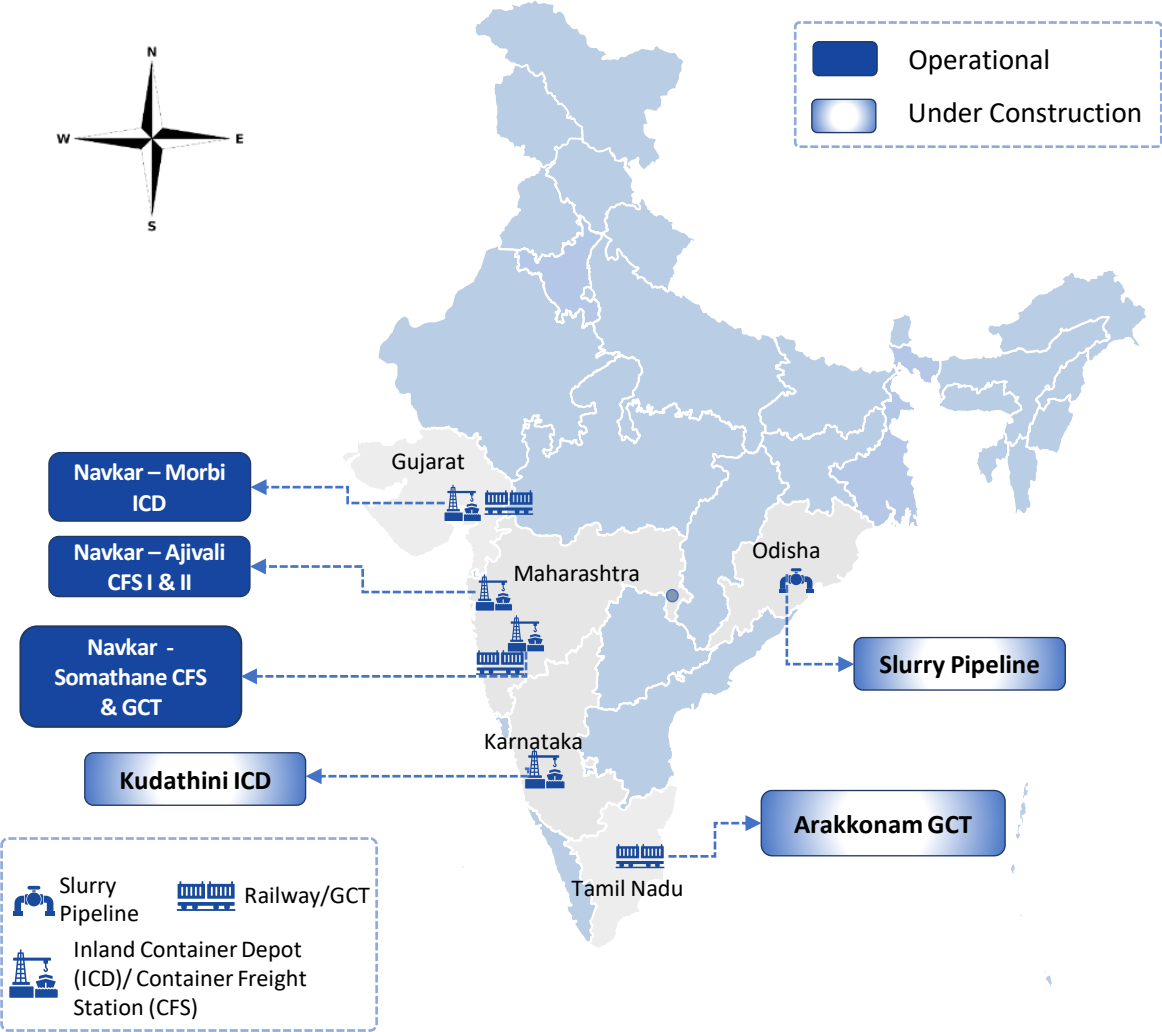
- Berth Length: 348 meters
- Draft: 16 meters
- Capacity: 9.6 mtpa

Ennore Bulk Terminal



- Berth Length: 270 meters
- Draft: 14.5 meters
- Capacity: 2.00 mtpa

Our footprints in Logistics & Port Connectivity



Note: Map is not to scale


Key Equipments




Land Bank (Acres)			
Particulars	Developed	Undeveloped	Total
Panvel Maharashtra	84	59	143
Morbi, Gujarat	99	41	140
Total	183	100	283

Note: 1) 6 Rakes on Lease

India's Growth Story and Strong Fundamentals of Port & Logistics Sector

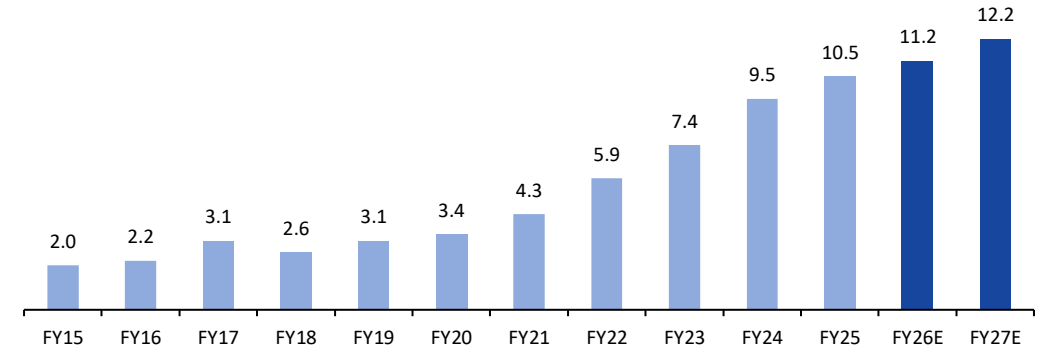


India on Track to be 3rd Largest Economy with a Size Of \$7 Tn+



Government's Thrust on Infra Capex

Infra Capital Expenditure (₹ Trillion)



Flagship Govt. programs to drive large scale infra improvements



- **National Infrastructure Pipeline**
Covered 14,000+ projects with a capex of \$2+ trillion



- **Bharatmala**
65,000 kms+ of highways/roads connecting 550 districts



- **Sagarmala**
\$100 Bn+ planned for port modernization



- **UDAN**
120 new airports planned



- **PM Gatishakti**
Various Multi-model connectivity projects being evaluated

Strong Fundamentals of Port & Logistics Sector

Ports



11,099 km of coastline and 20,275 km of national waterways. Maritime routes contribute 95% of India's trade volume



Maritime India Vision (MIV) 2030 has identified key interventions across 4 areas to Develop best-in-class Port infrastructure:

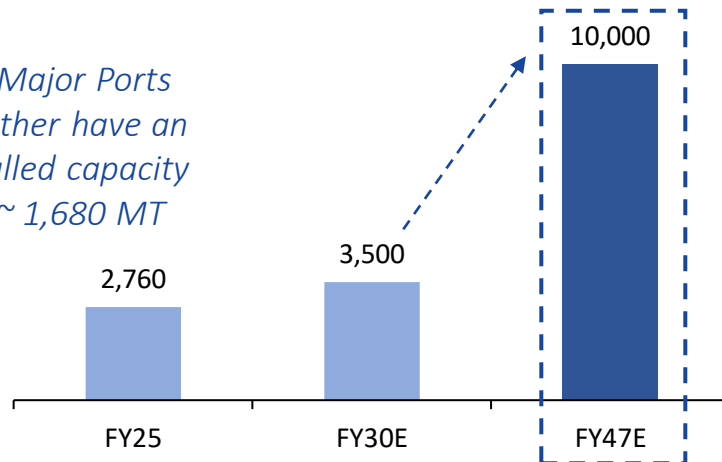
Brownfield capacity augmentation, Developing world-class Mega Ports, Development of a transshipment hub in Southern India and Infrastructure modernization



Adoption of the Landlord Model: Huge Opportunity for the Pan India Private Terminal Operators

Port capacity to Quadruple to 10,000 mtpa by 2047

12 Major Ports together have an installed capacity of ~ 1,680 MT



Logistics



Government envision to build an integrated, cost-efficient logistics ecosystem which is globally competitive.



Key initiatives undertaken by the Government:

Road : Bharatmala, FASTag, Multi-modal logistics parks, etc

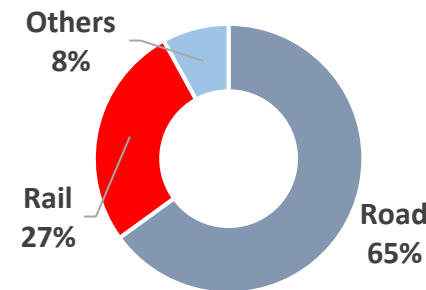
Waterways : Sagarmala, Jal Marg Vikas, etc

Rail : Dedicated Freight Corridor, Gati Shakti Cargo Terminal, General Purpose Wagon Investment Scheme, Liberalise Special Freight Train Operator, etc

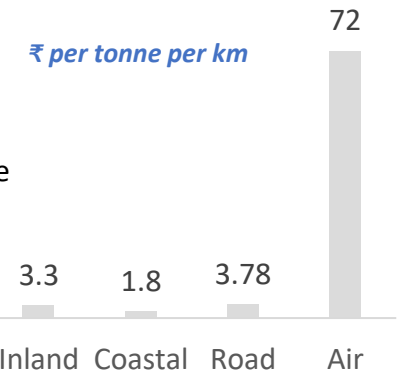


Rail Advantage : Lowest cost (₹1.96/tonne/km), Freight volume in FY25 – 1.6 billion tonnes. Targeting 45% share by 2030.

Freight Movement in India



Logistics Cost / km in India

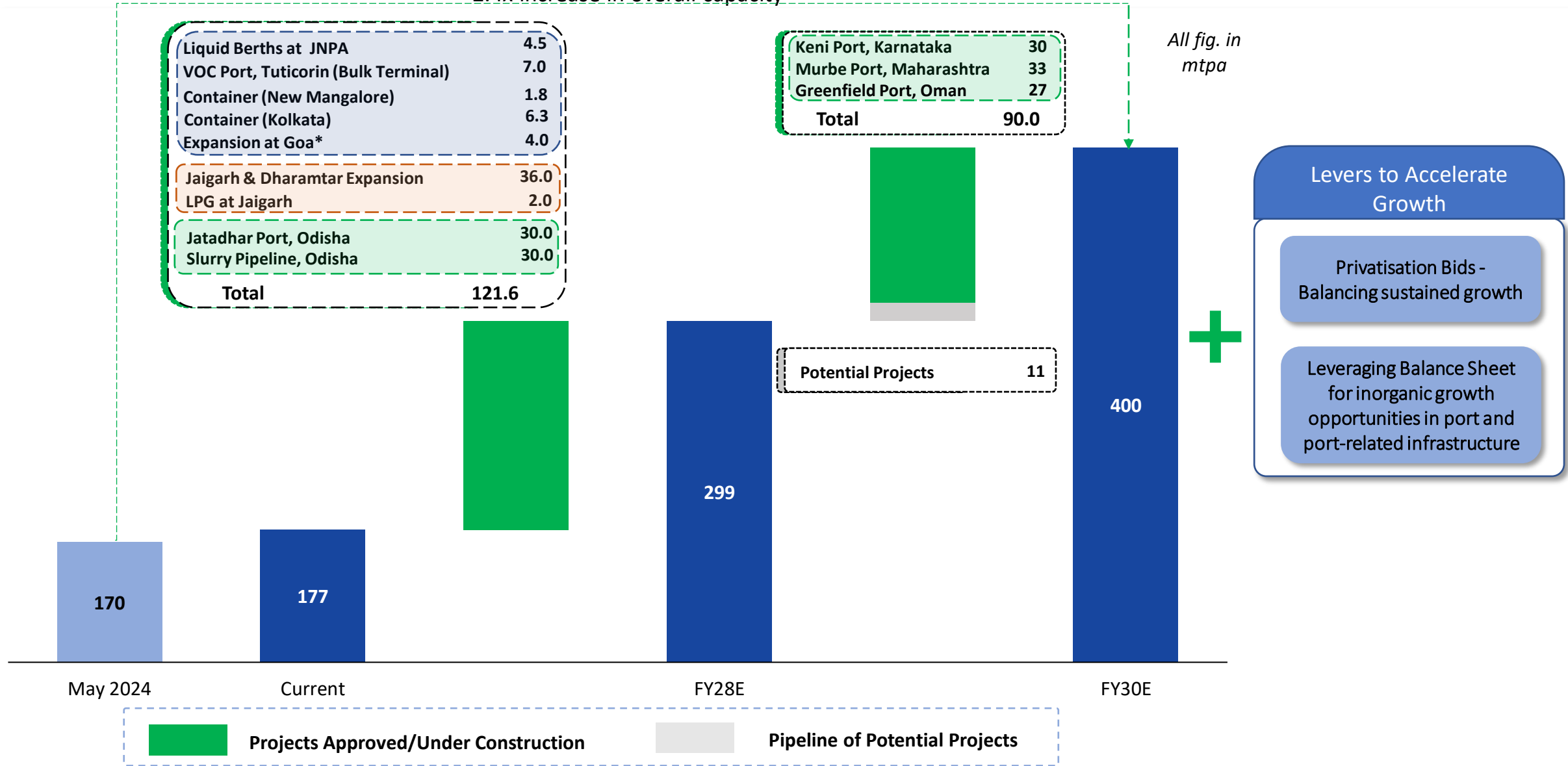


Growth Strategy & Guidance



2030 Road Map for Growth and Value Creation for Port Segment

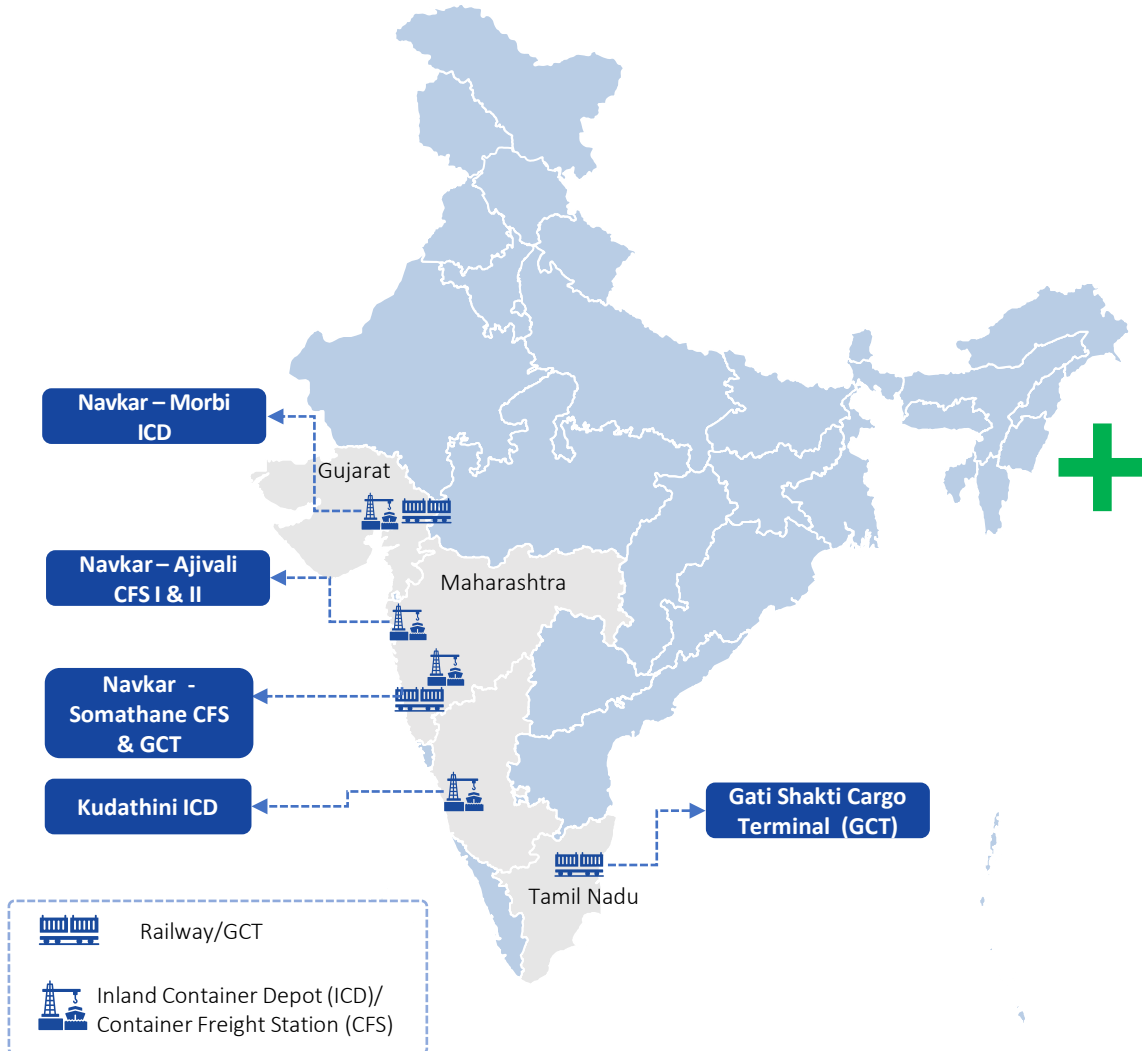
~2.4x increase in overall capacity



* Further approval of 4 MTPA is under process.

2030 Road Map for Logistics segment

Foray into Logistics through Navkar and GCT



Growth Strategy

1. Greenfield ICDs

Leverage JSW Group's diverse business locations (Steel, Cement, Paints, etc.) to set up railway sidings and infrastructure for storage, bagging/stuffing and other value-added services

2. Gati Shakti Multi-Modal Cargo Terminal (GCT) – Asset light model as land is provided by the Railways

Participate in the upcoming GCT bids, following the successful bid for GCT at Arakkonam, Chennai.

3. Inorganic Opportunities

- Acquiring CFS and ICD businesses, akin to the acquisition of Navkar Corp.
- Adding railway rakes business

4. Partnerships/Associations

Partner/ Collaborate with operators and third-party customers to drive business growth and expansion.

FY30 Targets

Revenue (Crore)
₹ 8,000

EBITDA (Crore)
₹ 2,000

CAPEX (FY25-30)
₹ 9,000 Crore

PORTS (₹ Crore)

FY26E

Revenue
₹ 4,720

EBITDA
₹ 2,485

FY27E

Revenue
₹ 5,200

EBITDA
₹ 2,600

FY28E

Revenue
₹ 8,000

EBITDA
₹ 4,300

LOGISTICS (₹ Crore)

FY26E

Revenue
₹ 680

EBITDA
₹ 115

FY27E

Revenue
₹ 1,820

EBITDA
₹ 400

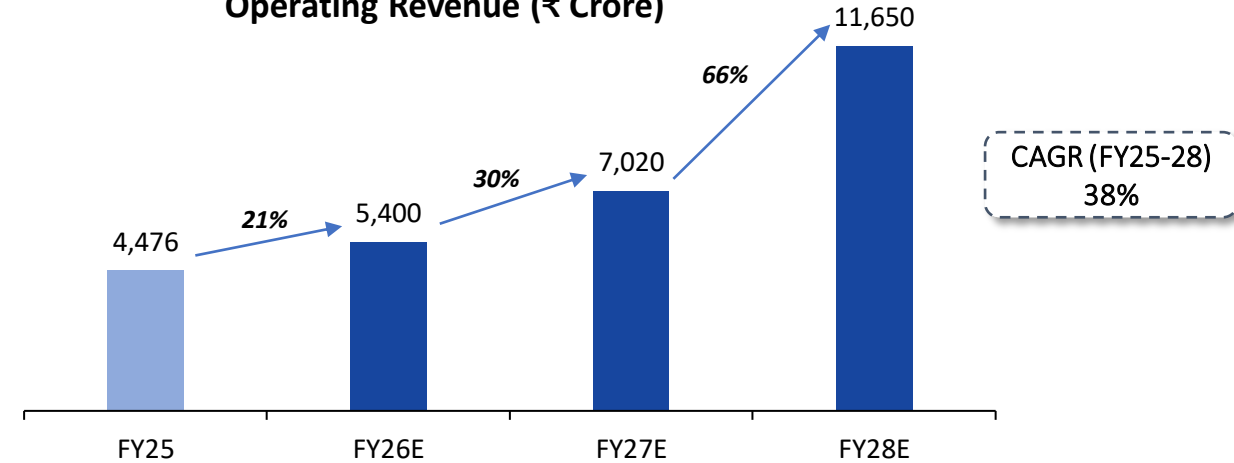
FY28E

Revenue
₹ 3,650

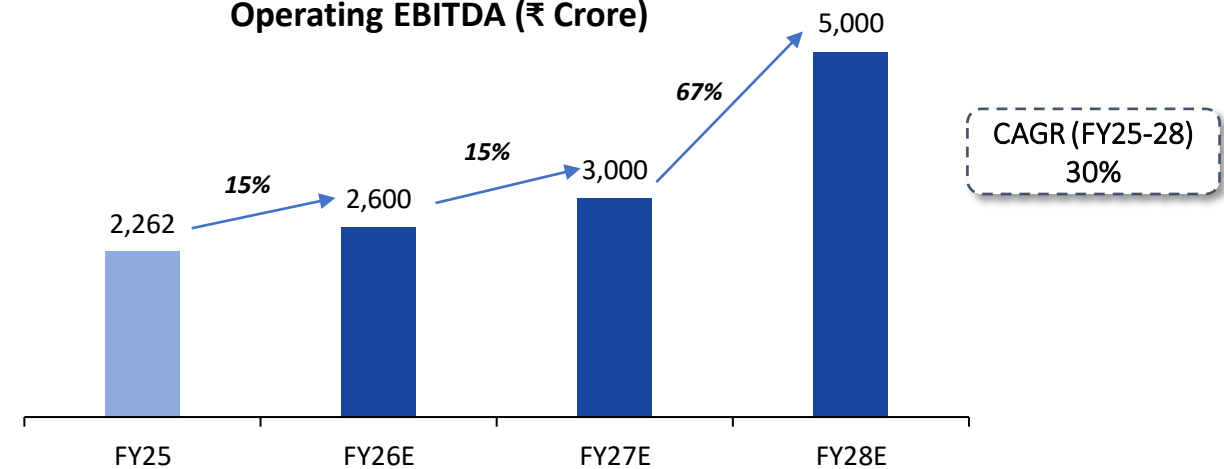
EBITDA
₹ 700

CONSOLIDATED

Operating Revenue (₹ Crore)



Operating EBITDA (₹ Crore)



Key Project Updates



Terminals

V.O. Chidambarana Port, Tuticorin

- Concession agreement signed in July 2024
- Construction of 7mtpa berth to handle dry bulk cargo, estimated Capex of ₹600 Crore
- Pile Foundation work 90% completed
- Cargo handled through interim operations: 1.38MT in Q3 FY26 and 3.53MT in 9MFY26
- Expected completion by H2 CY26

Expansion at Mangalore Container

- Capacity Expansion from 4.2 to 6mtpa, Estimated Capex – ₹150 Crore
- Yard development work initiated
- Reach Stackers and Empty Handler procured; delivery expected in Q1 FY27
- Expected completion by Q2 FY27

Kolkata Container Terminal

- Concession agreement signed in September 2025
- Capacity of 0.45 million TEUs (6.3mtpa), Estimated Capex – ₹740 Crore
- Topographical Survey completed; Detailed Engineering in progress
- Expected completion in H1 FY28



Works under progress at Tuticorin site



Works under progress at Mangalore site

Brownfield Expansion

LPG at Jaigarh

- Capacity – 2mtpa
- Estimated Capex – ₹900 Crore
- Petroleum and Explosive Safety Organisation (PESO) approval for LPG Terminal, Pipelines and Jetty received
- Detailed Engineering work under progress
- Targeting completion during FY2027

Expansion at Dharamtar & Jaigarh

- Capacity Expansion – 36mtpa at Dharamtar (21mtpa) and Jaigarh (15 mtpa), on the back of expansion of 5mtpa Steel-making capacity of Anchor customer at Dolvi
- Estimated Capex – ₹2,359 Crore
- Targeting completion by March 2027

Jaigarh

- Civil work of Berth 4B & 4C (90% completed)
- Dredging work under progress

Dharamtar

- Berth Construction 30% completed
- Substation building work 30% completed
- Prefabricated Structure for Substation work in progress



Berth and Pump house at Jaigarh



Expansion work at Jaigarh Port

Greenfield Port

Keni Port

- All weather 30mtpa greenfield multi-cargo, direct berthing, deep water commercial port
- Concession agreement signed with Karnataka Maritime Board in Nov 2023
- Estimated Capex – ₹4,119 Crore
- Environment Internal Assessment (EIA) report finalized, awaited for Coastal Regulation Zone (CRZ) recommendations.
- Commercial operations are expected to commence in FY 2029

Jatadhar Port

- Concession agreement signed in June 2025 by the Anchor Customer
- Capacity – 30mtpa
- Estimated Capex – ₹3,000 Crore
- Pile foundation work 40% completed
- 5.6 million cubic meter (CBM) dredging completed
- Construction to be completed by March 2027



Dredging work underway at Jatadhar

Port connectivity projects

Slurry Pipeline Project (30 mtpa)

- 302KM Slurry pipeline in Odisha - Nuagaon to Jagatsinghpur
- 227km of welding (75%) and 204km of lowering (67%) completed
- Electrical Pump delivered at site
- Long term Take or Pay Agreement with JSW Steel in place
- Estimated Capex - ₹4,000 Crore
- Construction to be completed by March 2027



Setting up slurry pipeline



Q3 & 9M FY2026 Results update

Operational & Financial Performance





Operational & Strategic Updates

Ports

- Total cargo handled: 31.7 MT in Q3 FY26 (↑8% YoY) and 90 MT in 9M FY26 (↑5% YoY)
- Agreement with MDO¹ to develop and operate a 27 MTPA port in Oman, project cost of US\$419 million

Logistics

- Navkar Corp - Broad-based volume growth – Q3 domestic cargo up 45% YoY and EXIM up 19%, while the 9M trajectory remains healthy with domestic up 35% and EXIM up 23%
- Acquisition of a ₹1,212-crore rail rakes business marks a major step in expanding the logistics business
- Received LOA² for Development of Gati Shakti Multi-Modal Cargo Terminal at Somathane, Maharashtra under GCT policy



Financials

Q3 FY26

- Revenue from Operations of ₹1,350 Crore up 14% YoY
- Operating EBITDA of ₹644 Crore up 10% YoY
- EBITDA of ₹703 Crore up 5% YoY
- PAT of ₹365 Crore up 9% YoY

9M FY26

- Revenue from Operations of ₹3,839 Crore up 20% YoY
- Operating EBITDA of ₹1,835 Crore up 13% YoY
- EBITDA of ₹2,091 Crore up 11% YoY
- PAT of ₹1,123 Crore up 12% YoY

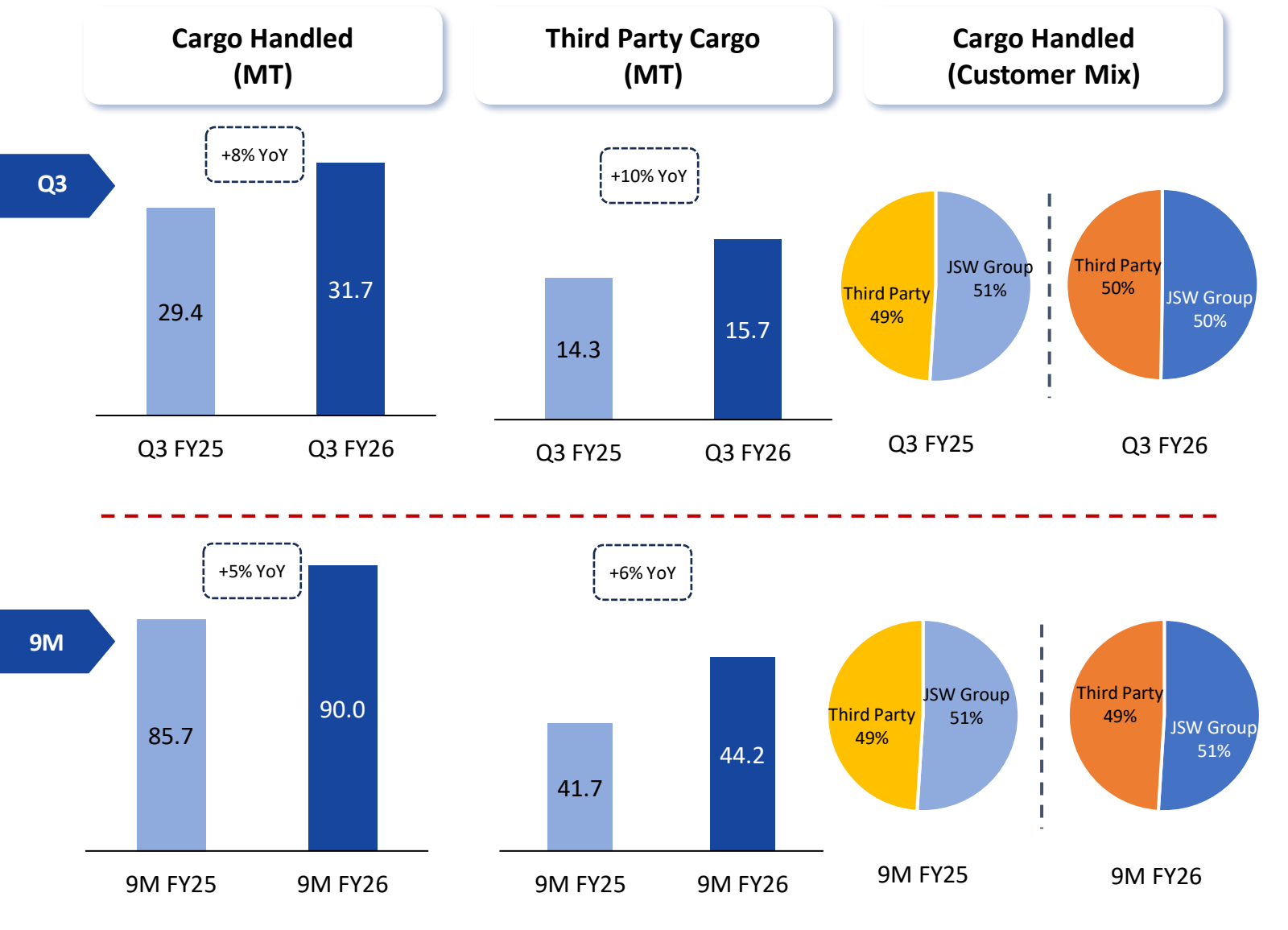
- Strong Balance Sheet, Net Debt of ₹1,888 Crore
 - Cash and Bank balance of ₹3,455 Crore and Gross Debt of ₹5,343 Crore (as of 31st Dec 2025)
 - Net Debt/Op EBITDA³ of 0.76x



Awards & Recognitions

- Achieved a CDP⁴ Rating of “A-”, reflecting leadership-level performance in climate action and disclosures
- Ennore Coal Terminal received the Silver Award at the prestigious NSCI Safety Awards
- JSW Jaigarh Port was awarded “Non-Major Port of the Year” for the 3rd consecutive year under the Ruby Category at the 12th Samudra Manthan Awards 2025

Q3 & 9M FY2026: Operational Performance - Ports



Key Drivers – Q3 FY26

- 31.7 MT cargo handled in Q3 FY26, reflecting a 8% YoY growth
- Strong performance at South West Port, Dharamtar Port and overseas operations
- Interim operations at Tuticorin and JNPA has contributed positively
- Growth was impacted by the lower volumes at Paradip Iron Ore and Coal Terminals

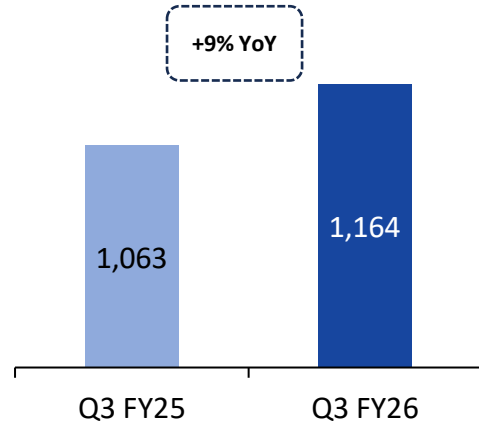
Key Drivers – 9M FY26

- 90.0 MT cargo handled in 9M FY26, reflecting a 5% YoY growth
- Increase in capacity utilization driven by strong performance at South West Port and Dharamtar Port.
- Interim operations at Tuticorin and JNPA has contributed positively
- Overall growth impacted by subdued volumes at Paradip Iron Ore Terminal (down 3.9 MT YoY)

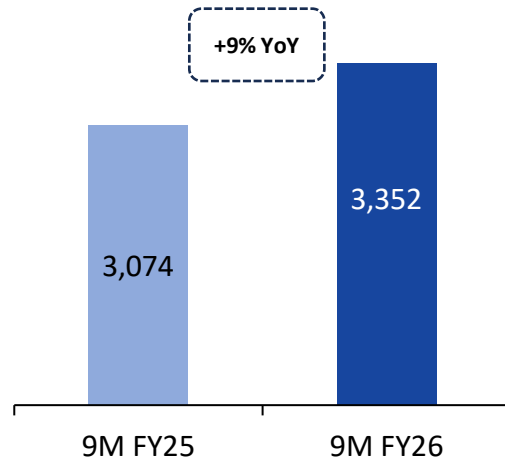
Q3 & 9M FY26 – Financial Performance - Ports

Revenue from operations (₹ Crore)

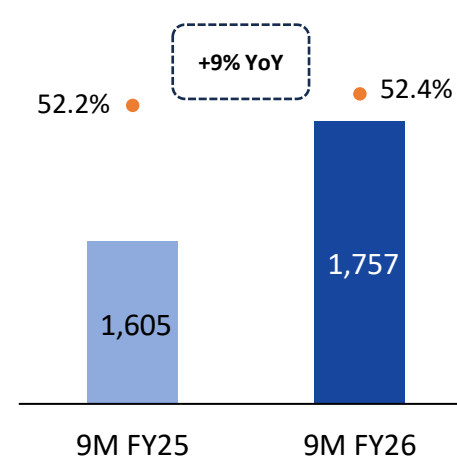
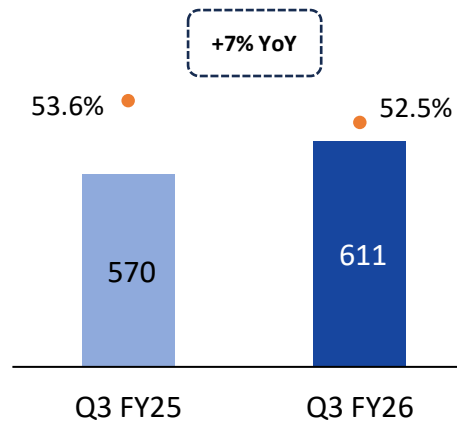
Q3



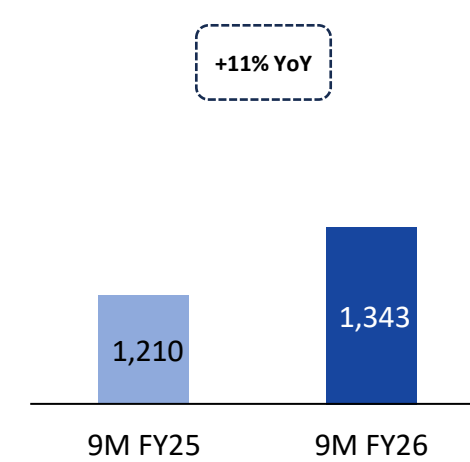
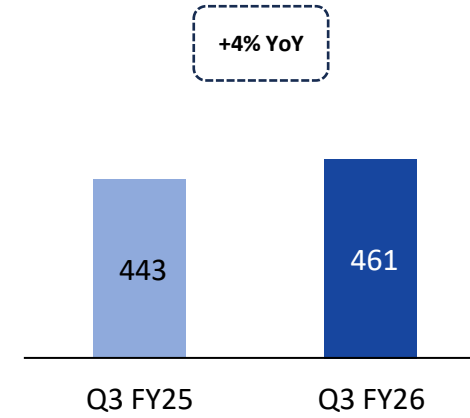
9M



Operating EBITDA (₹ Crore) & Margin (%)



EBIT* (₹ Crore)

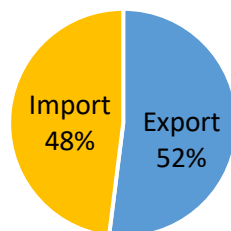
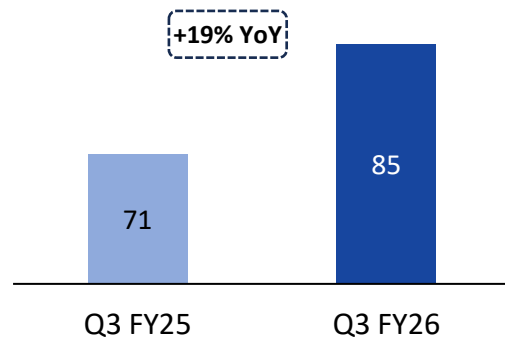


Q3 & 9M FY2026: Operational Performance – Navkar Corporation Ltd

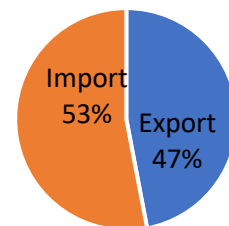
Q3

EXIM Volume

ICD + CFS
Volume handled
(‘000 TEUs)



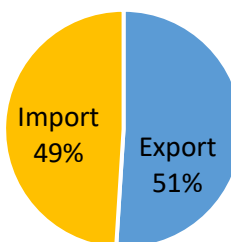
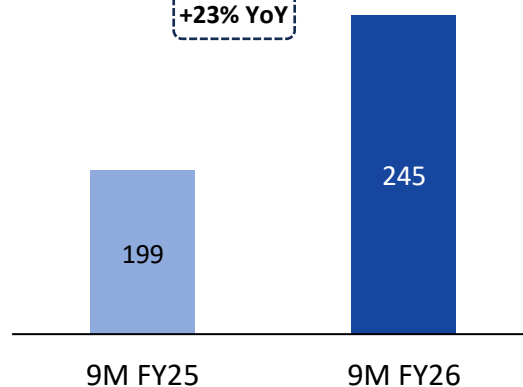
Q3 FY25



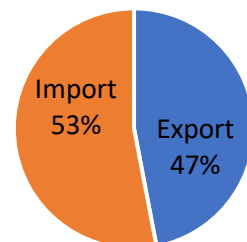
Q3 FY26

9M

+23% YoY



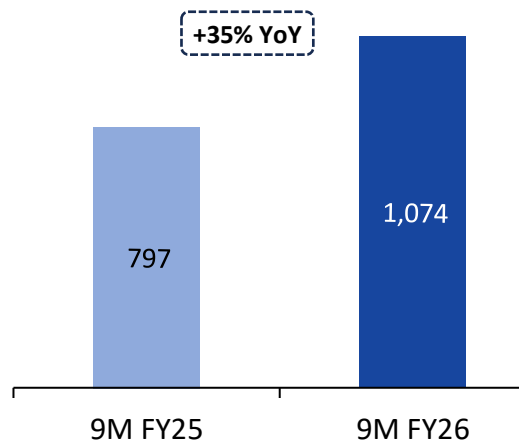
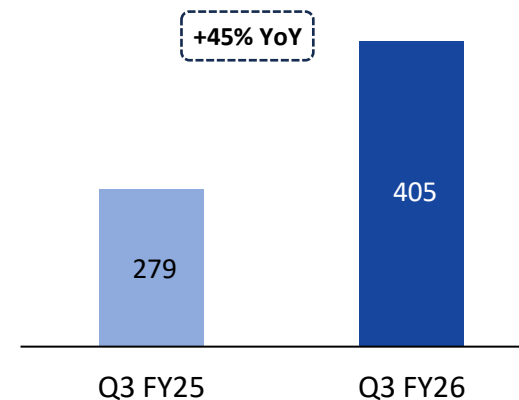
9M FY25



9M FY26

Domestic Volume

Volume handled
(‘000 Metric Tonnes)

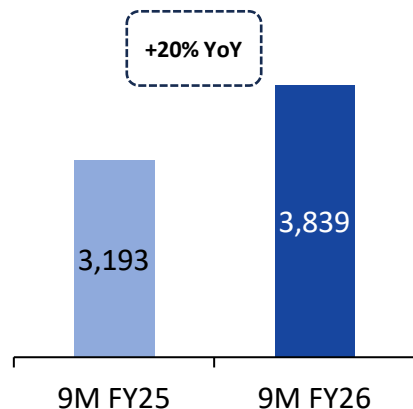


Q3 & 9M FY2026: Financial Performance – Logistics Segment¹

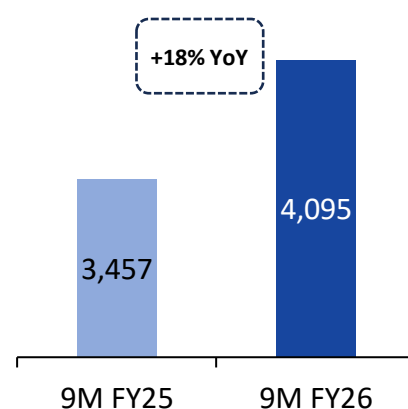
Particulars (₹ in crore)	Q3 FY26	9M FY26
Revenue from Operations	185.8	486.7
Other Income	0.2	3.7
Total Income	186.1	490.4
Operating EBITDA	33.2	78.0
<i>Operating EBITDA %</i>	<i>18%</i>	<i>16%</i>
EBITDA	33.4	81.7
Depreciation	14.6	42.1
Finance Cost	5.0	13.1
Profit/Loss before Tax	13.8	26.6
Tax Expenses	5.4	9.6
Profit/Loss after Tax	8.4	17.0

9M FY26 – Consolidated Financials & Key Performance Indicators

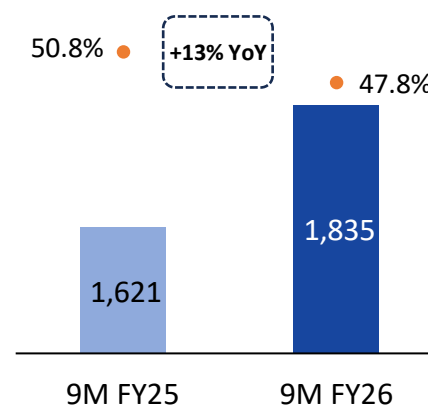
Revenue from operations (₹ Crore)



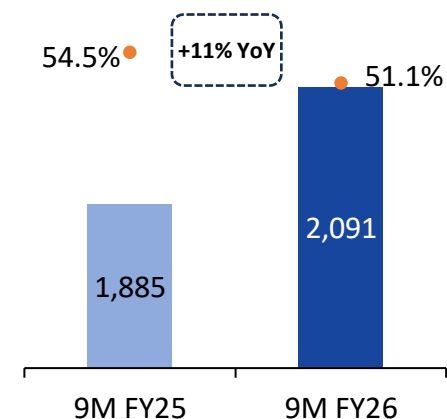
Total Revenue (₹ Crore)



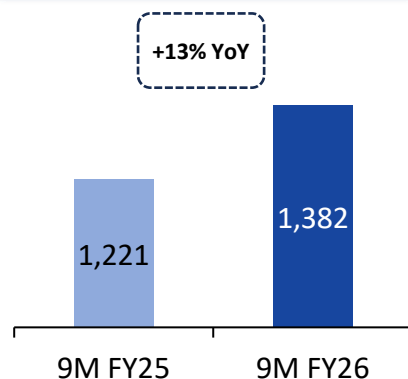
Operating EBITDA (₹ Crore) & Margin (%)



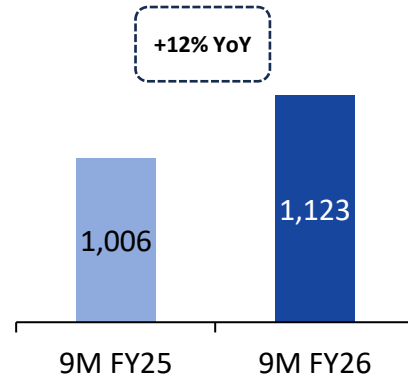
EBITDA (₹ Crore) & Margin (%)



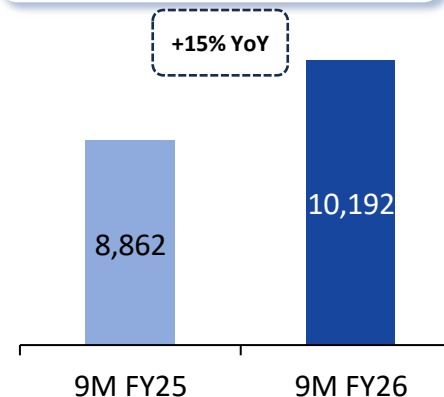
PBT² (₹ Crore)



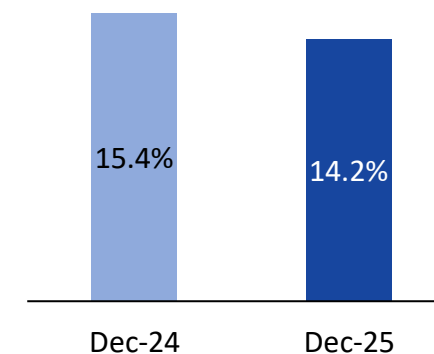
PAT (₹ Crore)



Net Worth¹ (₹ Crore)



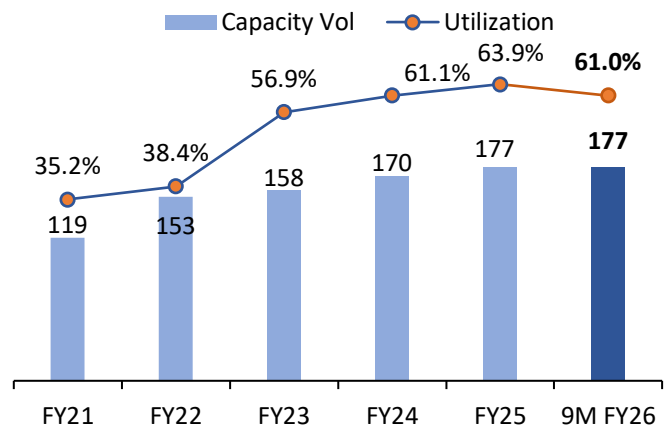
RoCE (%), TTM³



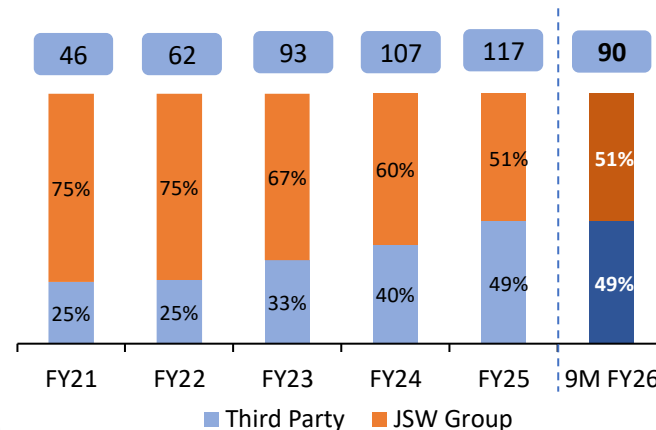
Track Record of Robust Growth and Strong Balance Sheet



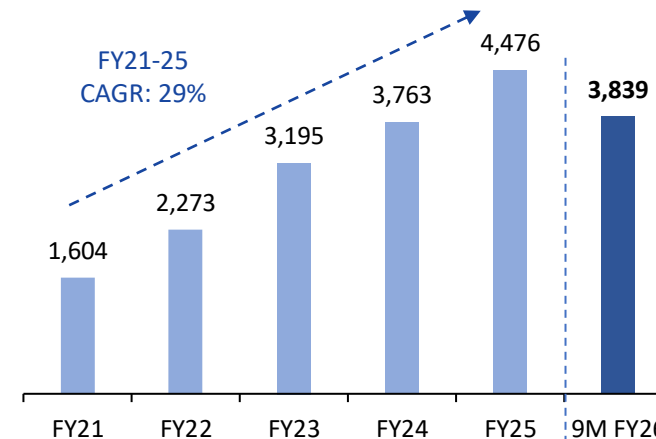
Capacity (mtpa) & Utilization (%)



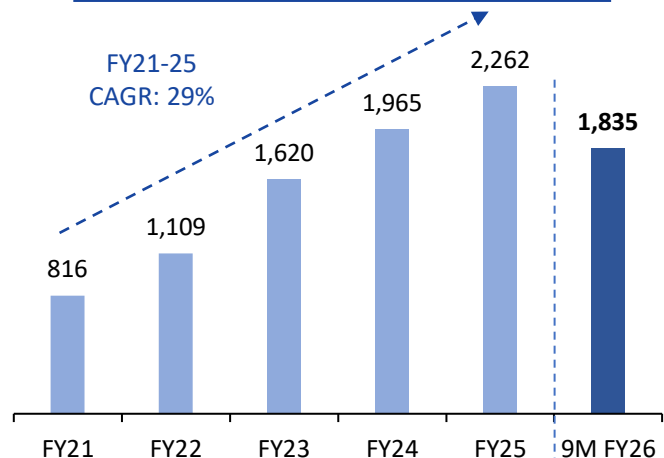
Cargo Handled (MT)



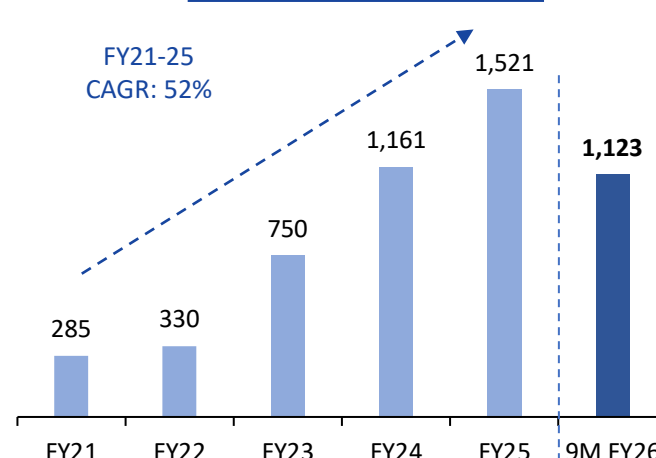
Revenue from Operations (₹ Cr)



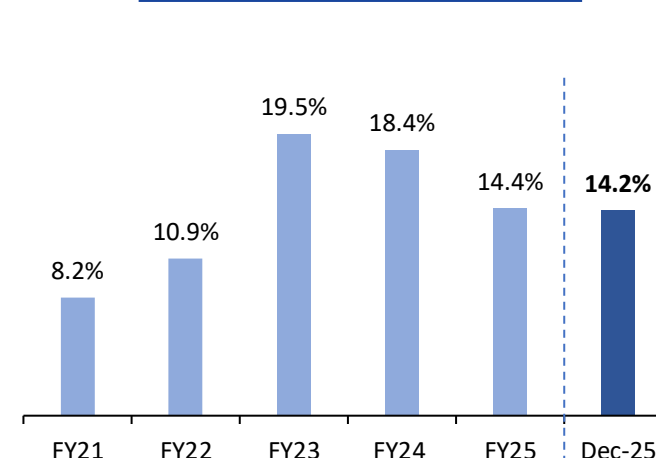
Operating EBITDA (₹ Cr)



PAT (₹ Cr)

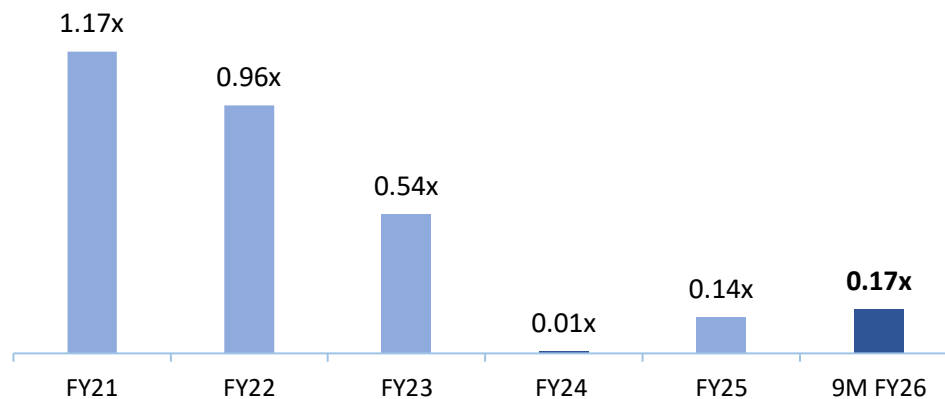


RoCE¹ (%), TTM*

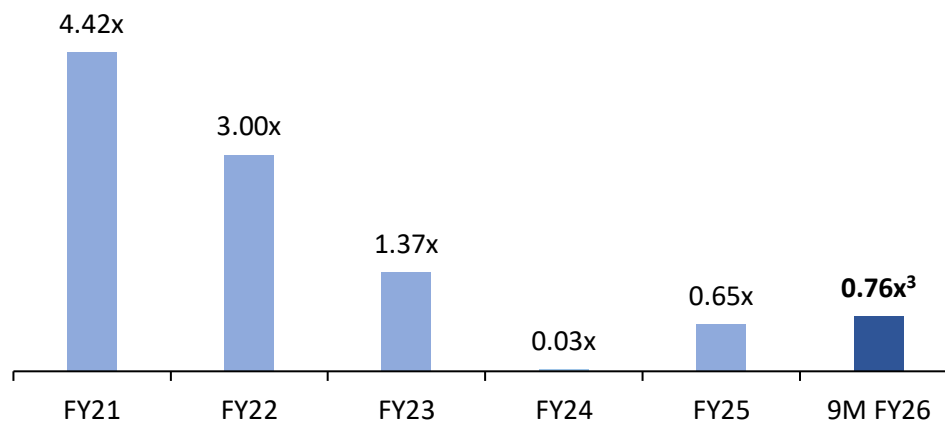


Well-Positioned to Pursue Growth Opportunities

Net debt / Equity¹



Net debt / Operating EBITDA²



Raised capital at competitive rates



In January 2022, issued a USD 400 million 4.95% sustainability-linked senior secured notes due in 2029



International Ratings

Investment Grade Ratings

- ✓ Fitch: BBB- / Stable
- ✓ S&P Global: BBB- / Stable
- ✓ Moody's: Ba1 / Positive

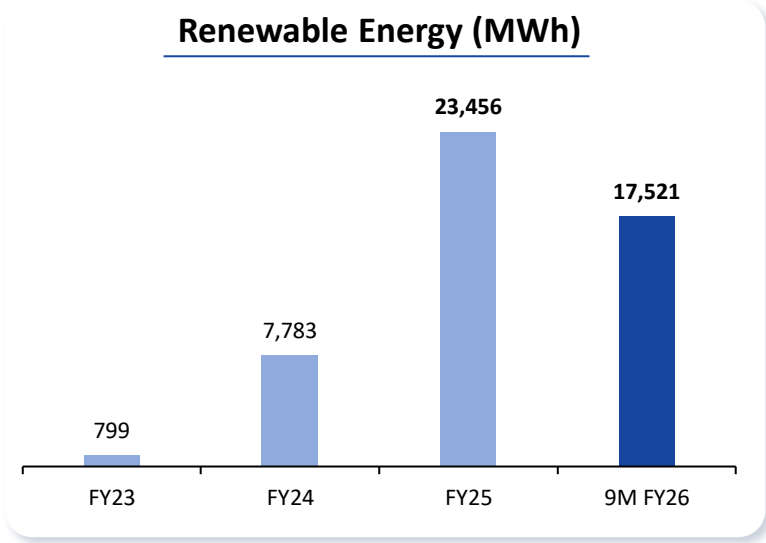
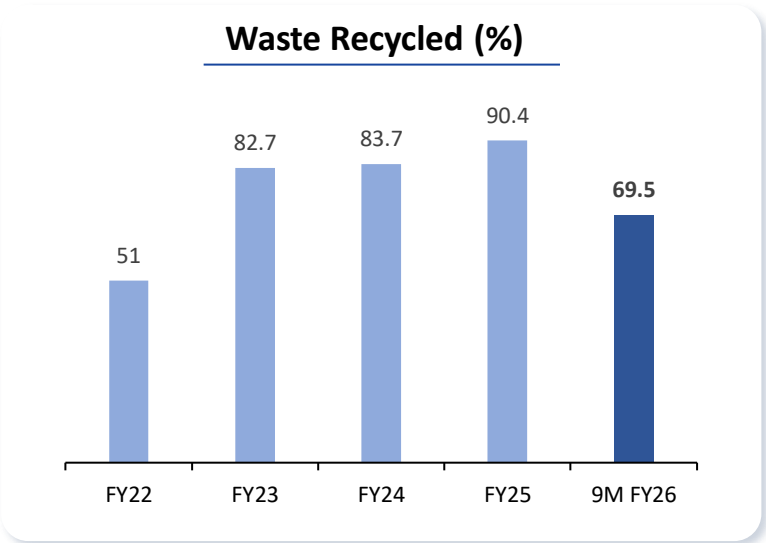
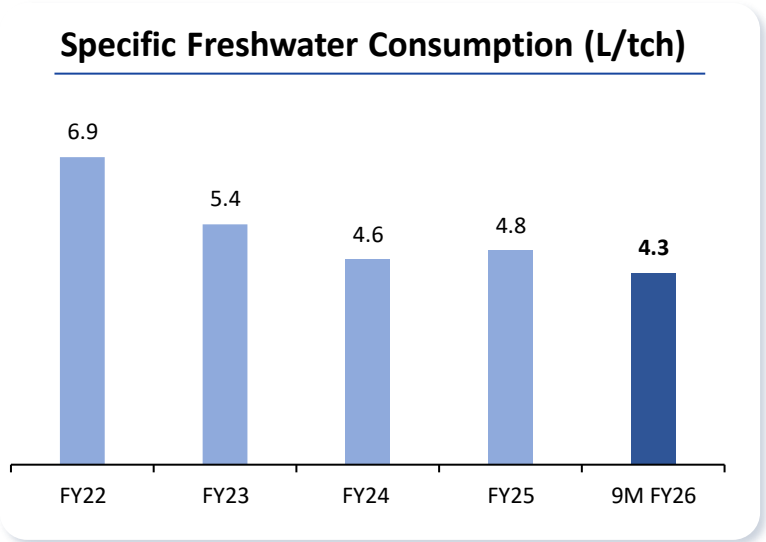
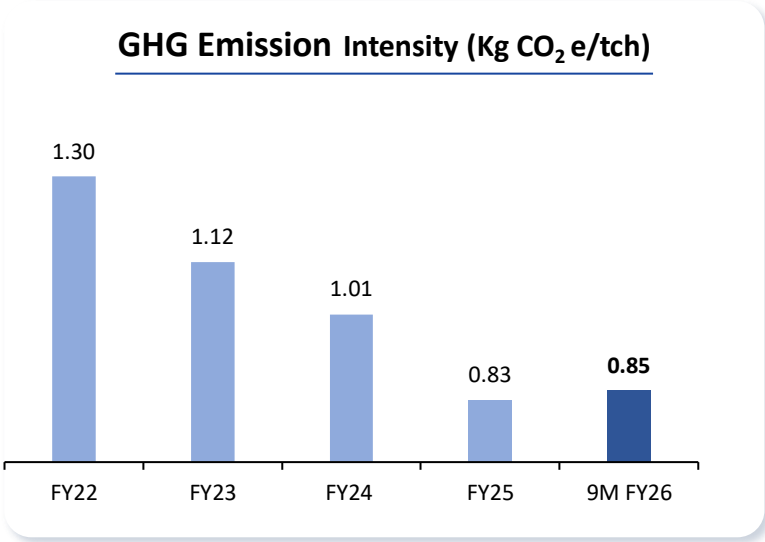
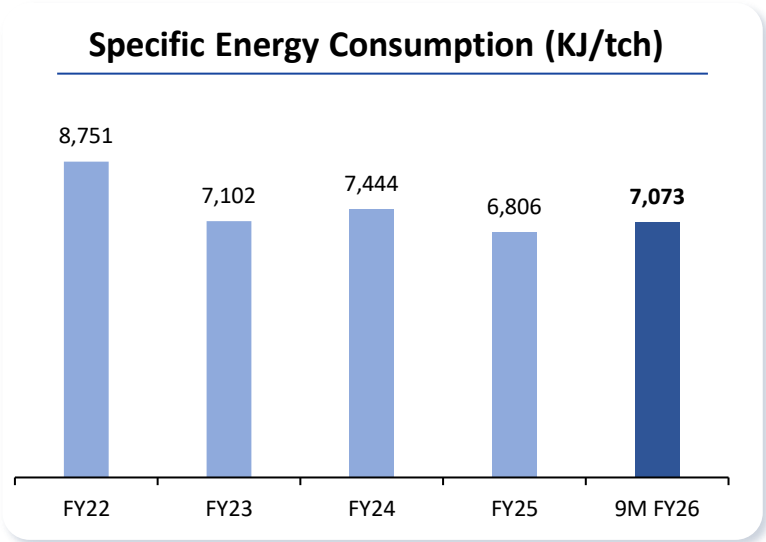


Domestic Ratings

- ✓ CARE AA+ / Stable

Sustainability & CSR





Key Intervention Areas



Health and Nutrition



Education



Agriculture and Allied Livelihoods



Water, Environment and Sanitation



Waste Management



Skill Development



Art, Culture and Heritage



Sports Promotion



Health and Nutrition



- **72,671 health consultations** carried out across various locations
- **12,156 adults & children** benefitted through eye screening camps in Ennore, Paradip, Jaigarh and Mangalore



Education



- **4,708 students** are learning effectively through our support in strengthening the library, providing scholarships & other educational infrastructural support in Ennore and Jaigad.



Water, Environment and Sanitation



- **57,370 individuals** have been provided access to safe drinking water through our water related initiatives in Jaigad, Ennore, Paradip and Mangalore
- **1,84,360 individuals** are availing benefits of WASH services through WASH complex in Paradip and Mumbai



Community Development



- **27,891 individuals** are benefitting from the community development initiatives such as community hall, cremation ground etc in Paradip and Jaigad

To Conclude



JSW Infrastructure is the second largest private port operator in India with 177 mtpa capacity



Strategically located assets with well equipped Ports and Terminals with Multi-Modal Evacuation Channels



Well placed to reap the benefits of the growing Indian economy, massive infra build, strong cargo growth potential and limited competition in the sector



Growth Strategy of low-cost brownfield expansion, developing high-margin greenfield ports with clear visibility of group Cargo and benefits of Government's Privatization drive. Increasing capacity to 400mtpa by FY30.



Scaling up logistics business to achieve topline of ₹ 8,000+ crore by FY30.



Track record of Robust Operational and Financial Metrics



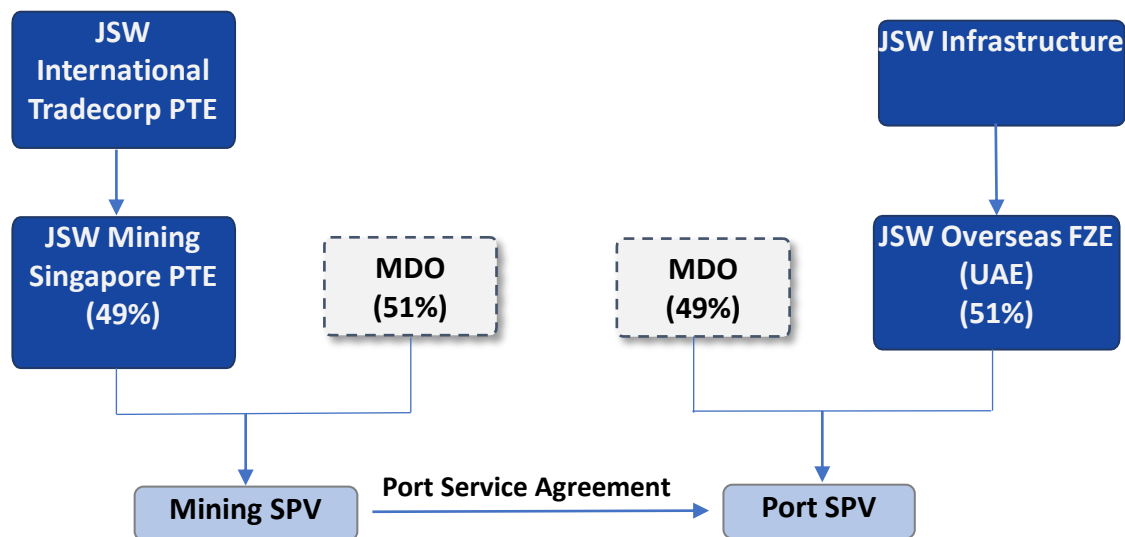
Strong balance sheet to pursue value-accretive organic and inorganic growth

Appendix

Legal Entity		(MMT)				
		Q3 FY25	Q3 FY26	9M FY25	9M FY26	FY25
Indian Operations						
JSW Infrastructure Limited	Standalone	0.39	0.87	1.92	2.32	2.43
JSW Jaigarh Port Limited	Jaigarh Port	5.14	5.27	14.92	15.02	19.85
JSW Dharamtar Port Private Limited	Dharamtar Port	5.97	6.48	17.01	18.10	23.14
South West Port Limited	Goa	1.65	2.25	4.56	6.35	6.36
JSW Paradip Terminal Private Limited	Paradip, Iron Ore	2.77	2.28	9.21	5.31	11.41
Paradip East Quay Coal Terminal Limited	Paradip, Coal Exports	4.91	4.28	13.57	13.32	18.93
Ennore Coal Terminal Private Limited	Ennore Coal	2.30	2.25	7.25	7.68	10.19
Ennore Bulk Terminal Private Limited	Ennore Bulk	0.46	0.41	1.17	1.11	2.12
Mangalore Coal Terminal Private Limited	Mangalore Coal	1.66	1.43	4.55	4.25	6.26
JSW Mangalore Container Terminal Private	Mangalore Container	0.64	0.62	1.84	1.90	2.38
PNP Maritime Services Private Limited	PNP Port	1.48	1.30	4.15	4.21	5.49
JSW JNPT Liquid Terminal Private Limited	JNPA Liquid Terminal	0.09	0.30	0.09	1.04	0.20
JSW Tuticorin Multipurpose Terminal Pvt Ltd	Tuticorin Dry Bulk	-	1.38	-	3.53	0.85
Overseas Operations						
JSW Middle East Liquid Terminal Corp	Liquid Terminal UAE	1.97	1.76	5.43	4.99	7.32
JSW Terminal (Middle East) FZE	Port of Fujairah	-	0.84	-	0.84	
Total Cargo Handled		29.42	31.73	85.66	89.97	116.91

Oman Greenfield Port: Strategic International Expansion

Transaction Details



- **Exclusivity:** MDO has entered into a Port Project Agreement with the Ministry of Agriculture, granting rights to design, construct and operate a deep-sea port in Dhofar, Oman
- **Strategic Partnership:** JSW Overseas FZE and MDO form a strategic partnership with respective 51% and 49% stakes in the Port SPV
- **Capacity** – 27 MTPA and **Capex** - US\$419 Million
- **COD** - H1CY29

Strategic Rationale

1

Oman Greenfield Port adds 27 MTPA and it aligns with the Company's target capacity of 400 MT by FY2030

2

MDO stands as a solid partner to ensure critical support in navigating approvals and government liaison during construction and operations of the port

3

The close proximity of MDO's gypsum and limestone mining concessions to the port ensures strong visibility and stable cargo flow for port operations. Further, it ensures lower logistics cost of minerals at the load port.

4

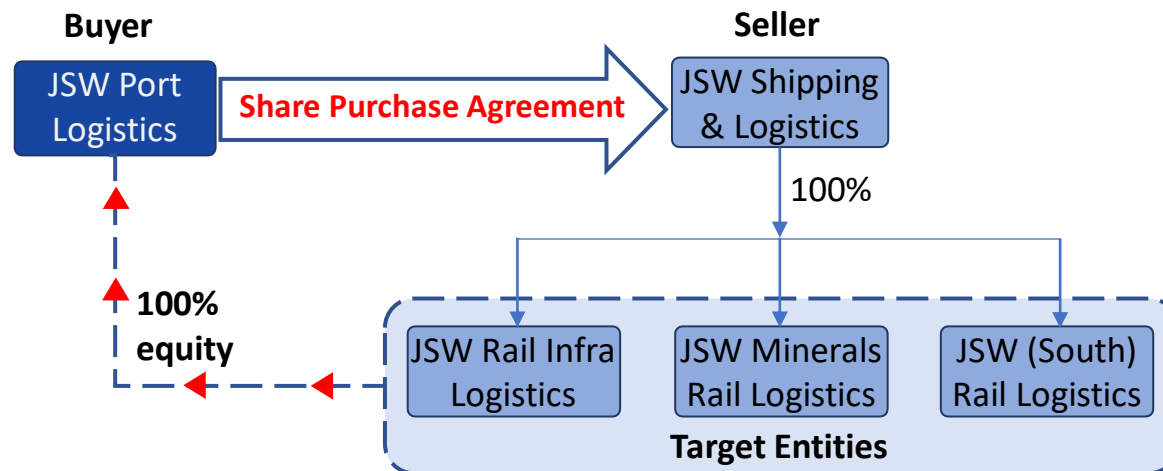
Abundant reserves of limestone, gypsum combined with short sailing distances to India and other Asian countries, provide critical feedstock for steel & cement industries while ensuring lower freight costs and faster delivery timelines

5

Revenue and Cashflows stability, with Project IRR around 15%

Expanding into Attractive Rail Logistics Business

Transaction Details



- ❖ Acquisition of 100% equity of JSW Mineral Rail Logistics Pvt Ltd (JMRL), JSW Rail Infra Logistics Pvt Ltd (JRIL) and JSW (South) Rail Logistics Pvt Ltd (JSRL) via Share Purchase Agreement with JSW Shipping & Logistics Pvt Ltd (JSL), with an overall enterprise value of ₹1,212 crore
- ❖ This transaction includes :
 - 6 rakes (all on-line) of JRIL
 - 19 rakes (15 on-line & 4 to be deployed) of JMRL
 - JSRL - Licenses to operate rakes while route approvals are underway to order & deploy 20 rakes
- ❖ Transaction completed in Feb-26

Strategic Rationale

- 1 Strategic Access to Rail Rakes Business
- 2 Head start and Operational Readiness
- 3 Revenue/Cashflows Stability and Long Term Agreement with Anchor Customer
- 4 Synergy with Ports & Logistics Business
- 5 Attractive Valuations and EPS Accretive Transaction

Overview of License Regime - GPWIS and LSFTO

- Both GPWIS and LSFTO schemes represent a significant shift in Indian Railways' approach to freight logistics-moving from a state-controlled model to a public-private partnership framework. These initiatives not only unlock investment opportunities but also aim to modernize India's freight infrastructure, reduce logistics costs and improve the competitiveness of Indian industry on a global scale.
- Both schemes foster private participation, infrastructure modernization and cost-effective logistics, aligning with India's broader economic and environmental goals.

	GPWIS	LSFTO
Launch Year	2018	2020
Target Commodities	Coal, cement, ore, petroleum products (general freight)	Steel, chemicals, fly ash, edible oil, alumina (specialized freight)
Wagon Type	General-purpose wagons	Specialized wagons
Freight Rebate	10% for 15 years (capped at capital recovery)	12% for 20 years
Operational Flexibility	Open access to transport any commodity	No freight for empty movement, market-based terminal charges
Demurrage Charges	Same as standard Indian Railways demurrage charge	No demurrage at private terminals
Strategic Goals	Reduce public capital dependency, improve logistics	Promote modal shift, reduce emissions, boost bulk transport efficiency

BOBSNS

BOGIE OPEN BOTTOM SIDE DISCHARGE WAGON : These wagons can be used for various bulk cargo which can be unloaded quickly by opening side doors. Cargo like coal and iron ore are transported in these wagons to reduce unloading time at the destination.



GPWIS




BOXHNL


BOGIE OPEN SPECIAL AIR BRAKE HIGH CAPACITY WAGON: These wagon comes under open wagon category. These wagons are of top loading and side discharge type and generally used for transportation of coal cargo.

BFNV

BOGIE FLAT PNEUMATIC V-GROOVE WAGON : These specialised wagons are used for transportation of steel coils. Grooves on the base helps to stabilise coils which otherwise require dunnage and ropes to hold the coils.



LSFTO



CMP

COIL MULTI PURPOSE WAGON : These wagons will be able to handle steel coils as well as steel flats. On the grooves, this steel products can be arranged in a manner that these wagon will be able to transport both steel coils and steel flats. Its capacity is comparably lesser than the BFNV wagons.

THANK YOU

Investor Relations Contact
ir.infra@jsw.in