

**Shah Gupta & Co.**  
Chartered Accountants  
Independent Auditors' Report

To the Members of JSW Paradip Terminal Private Limited

Report on the Audit of the Financial Statements

Opinion

We have audited the accompanying Financial statements of JSW Paradip Terminal Private Limited ("the Company"), which comprise the balance sheet as at March 31, 2025, and the statement of profit and loss including the statement of other comprehensive income, the cash flow statement and the statement of changes in equity for the year then ended, and notes to the financial statements, including a summary of material accounting policies and other explanatory information (hereinafter referred to as "the financial statements").

In our opinion and to the best of our information and according to the explanations given to us, the aforesaid financial statements give the information required by the Companies Act, 2013 ("the Act"), as amended, in the manner so required and give a true and fair view in conformity with the accounting principles generally accepted in India, of the state of affairs of the Company as at March 31, 2025, and its profit including other comprehensive income, its cash flows and the changes in equity for the year ended on that date.

Basis for Opinion

We conducted our audit of the financial statements in accordance with the Standards on Auditing (SAs) specified under sub-section (10) of Section 143 of the Act. Our responsibilities under those SAs are further described in the 'Auditor's Responsibilities for the Audit of the Financial statements' section of our report. We are independent of the Company in accordance with the 'Code of Ethics' issued by the Institute of Chartered Accountants of India together with the ethical requirements that are relevant to our audit of the financial statements under the provisions of the Act and the Rules thereunder, and we have fulfilled our other ethical responsibilities in accordance with these requirements and the Code of Ethics. We believe that the audit evidence we have obtained is sufficient and appropriate to provide a basis for our audit opinion on the financial statements.

Key Audit Matters

Key audit matters are those matters that, in our professional judgment, were of most significance in our audit of the financial statements for the financial year ended March 31, 2025. These matters were addressed in the context of our audit of the financial statements as a whole, and in forming our opinion thereon, and we do not provide a separate opinion on these matters. For each matter below, our description of how our audit addressed the matter is provided in that context.

We have determined the matters described below to be the key audit matters to be communicated in our report. We have fulfilled the responsibilities described in the Auditor's responsibilities for the audit of the financial statements section of our report, including in relation to these matters. Accordingly, our audit included the performance of procedures designed to respond to our assessment of the risks of material misstatement of the financial statements. The results of our audit procedures, including the procedures performed to address the matters below, provide the basis for our audit opinion on the accompanying financial statements.

Key audit matters	How our audit addressed the key audit matter
<p><b>Accuracy and completeness of disclosure of related party transactions and compliance with the provisions of Act (as described in note 29 of the financial statements)</b></p> <p>We identified the accuracy and completeness of disclosure of related party transactions as set out in respective notes to the financial statements as a key audit matter due to:</p> <ul style="list-style-type: none"> <li>- the significance of transactions with related parties during the year ended March 31, 2025.</li> <li>- Related party transactions are subject to the compliance requirement under the Act</li> </ul>	<p>Our procedures in relation to the disclosure of related party transactions included the following:</p> <ul style="list-style-type: none"> <li>a. We obtained an understanding, evaluated the design and tested operating effectiveness of the controls related to capturing of related party transactions and management's process of ensuring all transactions and balances with related parties have been disclosed in the financial statements.</li> <li>b. We obtained an understanding of the Company's policies and procedures in respect of evaluating arms-length pricing and approval process by the audit committee and the board of directors.</li> </ul>



Key audit matters	How our audit addressed the key audit matter
	<p>c. We agreed the amounts disclosed with underlying documentation and read relevant agreements, evaluation of arms-length by management, on a sample basis, as part of our evaluation of the disclosure.</p> <p>d. We assessed management evaluation of compliance with the provisions of Section 177 and Section 188 of the Act</p> <p>e. We evaluated the disclosures through reading the statutory information, books and records and other documents obtained during the course of our audit.</p>

**Information Other than the Financial statements and Auditor’s Report Thereon**

The Company’s Management and Board of Directors is responsible for the other information. The other information comprises the information included in the Company’s Annual Report but does not include the financial statements and our auditor’s report thereon.

Our opinion on the financial statements does not cover the other information and we do not express any form of assurance conclusion thereon.

In connection with our audit of the financial statements, our responsibility is to read the other information and, in doing so, consider whether the other information is materially inconsistent with the financial statements, or our knowledge obtained during the audit or otherwise appears to be materially misstated. If, based on the work we have performed, we conclude that there is a material misstatement of this other information, we are required to report that fact. We have nothing to report in this regard.

**Responsibilities of the Management for the Financial statements**

The Company’s Board of Directors are responsible for the matters stated in sub-section (5) of Section 134 of the Act with respect to the preparation of these financial statements that give a true and fair view of the financial position, financial performance including other comprehensive income, cash flows and changes in equity of the Company in accordance with the accounting principles generally accepted in India, including the Indian Accounting Standards specified under Section 133 of the Act read with the Companies (Indian Accounting Standards) Rules, 2015, as amended. This responsibility also includes maintenance of adequate accounting records in accordance with the provisions of the Act for safeguarding of the assets of the Company and for preventing and detecting frauds and other irregularities; selection and application of appropriate accounting policies; making judgments and estimates that are reasonable and prudent; and design, implementation and maintenance of adequate internal financial controls that were operating effectively for ensuring the accuracy and completeness of the accounting records, relevant to the preparation and presentation of the financial statements that give a true and fair view and are free from material misstatement, whether due to fraud or error.

In preparing the financial statements, the management and Board of Directors are responsible for assessing the Company’s ability to continue as a going concern, disclosing, as applicable, matters related to going concern and using the going concern basis of accounting unless the management either intends to liquidate the Company or to cease operations, or has no realistic alternative but to do so.


Those Board of Directors are also responsible for overseeing the Company’s financial reporting process.

**Auditor’s Responsibilities for the Audit of the Financial statements**

Our objectives are to obtain reasonable assurance about whether the financial statements as a whole are free from material misstatement, whether due to fraud or error, and to issue an auditor’s report that includes our opinion. Reasonable assurance is a high level of assurance but is not a guarantee that an audit conducted in accordance with SAs will always detect a material misstatement when it exists. Misstatements can arise from fraud or error and are considered material if, individually or in the aggregate, they could reasonably be expected to influence the economic decisions of users taken on the basis of these financial statements.

As part of an audit in accordance with SAs, we exercise professional judgment and maintain professional skepticism throughout the audit. We also:

- Identify and assess the risks of material misstatement of the financial statements, whether due to fraud or error, design and perform audit procedures responsive to those risks, and obtain audit evidence that is sufficient and appropriate to provide a basis for our opinion. The risk of not detecting a material misstatement resulting from fraud is higher than for one resulting from error, as fraud may involve collusion, forgery, intentional omissions, misrepresentations, or the override of internal control.
- Obtain an understanding of internal control relevant to the audit in order to design audit procedures that are appropriate in the circumstances. Under clause (i) of sub-section (5) of Section 143 of the Act, we are also responsible for expressing our opinion on



whether the company has adequate internal financial controls with reference to financial statements in place and the operating effectiveness of such controls.

- Evaluate the appropriateness of accounting policies used and the reasonableness of accounting estimates and related disclosures made by management.
- Conclude on the appropriateness of management's and Board of Directors use of the going concern basis of accounting in preparation of financial statement and, based on the audit evidence obtained, whether a material uncertainty exists related to events or conditions that may cast significant doubt on the Company's ability to continue as a going concern. If we conclude that a material uncertainty exists, we are required to draw attention in our auditor's report to the related disclosures in the financial statements or, if such disclosures are inadequate, to modify our opinion. Our conclusions are based on the audit evidence obtained up to the date of our auditor's report. However, future events or conditions may cause the Company to cease to continue as a going concern.
- Evaluate the overall presentation, structure and content of the financial statements, including the disclosures, and whether the financial statements represent the underlying transactions and events in a manner that achieves fair presentation.

We communicate with those charged with governance regarding, among other matters, the planned scope and timing of the audit and significant audit findings, including any significant deficiencies in internal control that we identify during our audit.

We also provide those charged with governance with a statement that we have complied with relevant ethical requirements regarding independence, and to communicate with them all relationships and other matters that may reasonably be thought to bear on our independence, and where applicable, related safeguards.

From the matters communicated with those charged with governance, we determine those matters that were of most significance in the audit of the financial statements for the financial year ended March 31, 2025, and are therefore the key audit matters. We describe these matters in our auditor's report unless law or regulation precludes public disclosure about the matter or when, in extremely rare circumstances, we determine that a matter should not be communicated in our report because the adverse consequences of doing so would reasonably be expected to outweigh the public interest benefits of such communication.

#### Report on Other Legal and Regulatory Requirements

1. As required by the Companies (Auditor's Report) Order, 2020 ("the Order"), issued by the Central Government of India in terms of sub-section (11) of Section 143 of the Act, we give in the "Annexure A" a statement on the matters specified in paragraphs 3 and 4 of the Order, to the extent applicable.
2. As required by sub-section (3) of Section 143 of the Act, we report that:
  - a. We have sought and obtained all the information and explanations which to the best of our knowledge and belief were necessary for the purposes of our audit.
  - b. In our opinion, proper books of account as required by law have been kept by the Company so far as it appears from our examination of those books except for the matters stated in paragraph (i) (vi) below on reporting under Rule 11 (g) of the Companies (Audit and Auditors) Rules, 2014, as amended..
  - c. The balance sheet, the statement of profit and loss including other comprehensive income, the statement of cash flow and the statement of changes in equity dealt with by this report are in agreement with the books of account.
  - d. In our opinion, the aforesaid financial statements comply with the Accounting Standards specified under Section 133 of the Act, read with Companies (Indian Accounting Standards) Rules, 2015, as amended.
  - e. On the basis of the written representations received from the directors as on March 31, 2025 taken on record by the Board of Directors, none of the directors is disqualified as on March 31, 2025 from being appointed as a director in terms of sub-section (2) of Section 164 of the Act.
  - f. With respect to the adequacy of the internal financial controls with reference to financial statements of the Company and the operating effectiveness of such controls, refer to our separate Report in "Annexure B" to this report.
  - g. In our opinion, the managerial remuneration for the year ended March 31, 2025 has been paid / provided by the Company to its directors in accordance with the provisions of section 197 read with Schedule V to the Act;
  - h. The modification relating to the maintenance of accounts and other matters connected therewith are as stated in paragraph (b) above and paragraph (i) (vi) below on reporting under Rule 11 (g) of the Companies (Audit and Auditors) Rules, 2014, as amended
  - i. With respect to the other matters to be included in the Auditor's Report in accordance with Rule (11) of the Companies (Audit and Auditors) Rules, 2014 as amended, in our opinion and to the best of our information and according to the explanations given to us:



- i. The Company has disclosed the impact of pending litigations on its financial position in its financial statements - Refer Note 28 (A) (a) to the financial statements.
- ii. The Company did not have any long-term contracts including derivative contracts for which there were any material foreseeable losses.
- iii. There were no amounts which were required to be transferred to the Investor Education and Protection Fund by the Company.
- iv. (a) The Management has represented that, to the best of its knowledge and belief, no funds have been advanced or loaned or invested (either from borrowed funds or share premium or any other sources or kind of funds) by the Company to or in any other persons or entities, including foreign entity ("Intermediaries"), with the understanding, whether recorded in writing or otherwise, that the Intermediary shall, whether, directly or indirectly lend or invest in other persons or entities identified in any manner whatsoever by or on behalf of the Company ("Ultimate Beneficiaries") or provide any guarantee, security or the like to or on behalf of the Ultimate Beneficiaries.  
(b) The Management has represented that, to the best of its knowledge and belief, no funds (which are either material either individually or in aggregate) have been received by the Company from any person or entity, including foreign entity ("Funding Parties"), with the understanding, whether recorded in writing or otherwise, that the Company shall, whether, directly or indirectly lend or invest in other persons or entities identified in any manner whatsoever ("Ultimate Beneficiaries") by or on behalf of the Funding Parties or provide any guarantee, security or the like from or on behalf of the Ultimate Beneficiaries; and  
(c) Based on the audit procedures that have been considered reasonable and appropriate on the circumstances, nothing has come to our notice that has caused us to believe that the representation under sub-clause (i) and (ii) of Rule 11(e), as provided under (a) and (b) above, contain any material misstatement.
- v. The Company has not declared and paid dividend during the year.
- vi. As more fully described in note 42 (xii) to the financial statements, based on our examination which included test checks, the Company has used accounting software for maintaining its books of account which has a feature of recording audit trail (edit log) facility and the same has operated throughout the year for all relevant transactions recorded in the software except that, audit trail feature is not enabled for direct changes to data in the underlying database of SAP HR – Payroll application for certain users as described in note 42 (xii) to the financial statements. Further, during the course of our audit we did not come across any instance of audit trail feature being tampered with, in respect of accounting software where the audit trail has been enabled. Additionally, the audit trail of prior year has been preserved by the Company as per the statutory requirements for record retention to the extent it was enabled and recorded in the respective year.

For **SHAH GUPTA & CO.,**

Chartered Accountants

Firm Registration No.: 109574W

*Arpita T Gadhia*

**Arpita T Gadhia**

M. No. 177483

Unique Document Identification Number (UDIN) for this document is: 25177483BMKTDV8760

Place: Mumbai

Date: April 29, 2025



**ANNEXURE A TO THE INDEPENDENT AUDITORS' REPORT**

Referred to in paragraph 1 under 'Report on Other Legal and Regulatory Requirements' section of our report to the Members of JSW Paradip Terminal Private Limited of even date

In terms of the information and explanations sought by us and given by the company and the books of account and records examined by us in the normal course of audit and to the best of our knowledge and belief, we state that:

- (i) (a) (A) The Company has maintained proper records showing full particulars, including quantitative details and situation of property, plant and equipment and right-of-use assets.
- (B) The Company has maintained proper records showing full particulars of intangible assets.
- (b) The Company has a program of verification to cover all the items of property, plant and equipment in a phased manner which, in our opinion, is reasonable having regard to the size of the Company and the nature of its assets. Pursuant to the program, certain property, plant and equipment were physically verified by the management during the year. No material discrepancies were noticed on such verification.
- (c) The title deeds of immovable properties (other than properties where the Company is the lessee, and the lease agreements are duly executed in favour of the lessee) disclosed in note 3 to the financial statements included in property, plant and equipment are held in the name of the Company.
- (d) The Company has not revalued its Property, Plant and Equipment (including Right of Use assets) or intangible assets during the year.
- (e) No proceedings have been initiated during the year or are pending against the Company for holding benami property under the Benami Transactions (Prohibition) Act, 1988 (45 of 1988) and Rules made thereunder.
- (ii) (a) The physical verification of inventories has been conducted at reasonable intervals by the Management during the year and, in our opinion, the coverage and procedure of such verification by Management is appropriate. The discrepancies noticed on physical verification of inventory by the Management, as compared to book records were not material and have been appropriately dealt with in the books of account. No discrepancies of 10% or more in aggregate for each class of inventory were noticed in respect of such physical verification.
- (b) During the year, the Company has not been sanctioned working capital limits in excess of Rs. 5 crores, in aggregate from banks and financial institutions and accordingly, the question of our commenting on whether the quarterly returns or statements are in agreement with the unaudited books of account of the Company does not arise.
- (iii) The Company has not made investment in, provided any guarantee or security or granted any loans and advances in nature of loans, secured or unsecured to companies, firms, limited liability partnerships, or other parties during the year. Accordingly, reporting under clause 3 (iii) (a), (b), (c), (d), (e) and (f) of the Order are not applicable to the Company.
- (iv) The Company has not given any loans or provided any guarantees or security to the parties covered under Section 185 of the Act. Accordingly, compliance under Section 185 of the Act is not applicable to the Company. The provisions of Section 186 of the Act in respect of the loans given, guarantees given or securities provided are not applicable to the Company, since it is covered as a company engaged in business of providing infrastructural facilities. In respect of the investments, the Company has not made any investments during the year. Accordingly, compliance under Section 186(1) of the Act in respect of investment made during the year is not applicable to the Company.
- (v) The Company has neither accepted any deposits from the public nor accepted any amounts which are deemed to be deposits within the meaning of sections 73 to 76 of the Act and the rules made thereunder, to the extent applicable. Accordingly, reporting under clause 3 (v) of the Order is not applicable to the Company.
- (vi) We have broadly reviewed the records maintained by the Company pursuant to the rules prescribed by Central Government for maintenance of cost records under sub-section (1) of section 148 of the Act and are of the opinion that, *prima facie*, the prescribed cost records have been maintained. We have, however, not made a detailed examination of the cost records with a view to determine whether they are accurate or complete.
- (vii) (a) The Company is generally regular in depositing with appropriate authorities undisputed statutory dues including goods and services tax, provident fund, employees' state insurance, income-tax, sales-tax, service tax, duty of customs, duty of excise, value added tax, cess and other statutory dues applicable to it. No undisputed amounts payable in respect of these statutory dues were outstanding, at the year end, for a period of more than six months from the date they became payable.
- (b) There are no dues of sales tax, wealth tax, service tax, goods and service tax, income tax, duty of excise, value added tax, and cess which have not been deposited on account of any dispute except as follows:

Name of the Statute	Nature of the Dues	Amount# (Rs. in crores)	Period to which the amount relates	Forum where dispute is pending
The Income Tax Act, 1961	Income Demand raised in Assessment	85	AY 2018-19	Commissioner of Income Tax (Appeal)
Goods and service Tax Act 2017	Wrong claim of IT	63	July 2017 to March 2018	CESTAT (Tribunal)



Custom duty	Demand raised by Principal Commissioner Preventive with respect to Custom Duty on Import under EPCG License	3.11	FY 2017-18	CESTAT (Appeal)
-------------	---	------	------------	-----------------

\* Net of amounts paid under protest

- (viii) The Company has not surrendered or disclosed any transaction, previously unrecorded in the books of account, in the tax assessments under the Income Tax Act, 1961 as income during the year. Accordingly, reporting under clause 3 (viii) of the Order is not applicable to the Company.
- (ix) (a) The Company has not defaulted in repayment of loans or other borrowings or in the payment of interest to any lender.  
(b) The Company has not been declared Wilful Defaulter by any bank or financial institution or government or any government authority.  
(c) The Company has not obtained any term loans during the year. Accordingly, reporting under clause 3 (ix) (c) of the Order is not applicable to the Company.  
(d) The Company has not obtained any short-term loans during the year. Accordingly, reporting under clause 3 (ix) (d) of the Order is not applicable to the Company.  
(e) The Company does not have any subsidiaries, associates or joint ventures. Accordingly, the question of our commenting on whether the Company taken any funds from any entity or person on account of or to meet the obligations of its subsidiaries, associates or joint ventures does not arise.  
(f) The Company does not have any subsidiaries, associates or joint ventures. Accordingly, the question of our commenting on whether the Company has not raised loans during the period on the pledge of securities held in its subsidiaries, joint ventures or associate companies does not arise.
- (x) (a) The Company has not raised any money by way of initial public offer or further public offer (including debt instruments) during the year. Accordingly, reporting under clause 3 (x) (a) of the Order is not applicable to the Company.  
(b) The Company has not made any preferential allotment or private placement of shares or fully or partly convertible debentures during the year. Accordingly, reporting under clause 3 (x) (b) of the Order is not applicable to the Company.
- (xi) (a) No material fraud by the Company or on the Company has been noticed or reported during the year.  
(b) During the year, no report under sub-section (12) of section 143 of the Act has been filed by cost auditor/secretarial auditor or by us in Form ADT – 4 as prescribed under Rule 13 of Companies (Audit and Auditors) Rules, 2014 with the Central Government.  
(c) No whistle-blower complaints have been received during the year by the Company.
- (xii) As the Company is not a Nidhi Company as per the provisions of the Act. Accordingly, the reporting under clause 3 (xii) of the Order is not applicable to the Company.
- (xiii) Transactions with the related parties are in compliance with sections 177 and 188 of the Act where applicable and the details have been disclosed in the notes to the financial statements, as required by the applicable accounting standards.
- (xiv) (a) The Company has an internal audit system commensurate with the size and nature of its business.  
(b) The internal audit reports of the Company issued till the date of the audit report, for the period under audit have been considered by us.
- (xv) The Company has not entered into any non-cash transactions with Directors or persons connected with him. Accordingly, reporting under clause 3 (xv) of the Order is not applicable to the Company.
- (xvi) (a) The provisions of section 45-IA of the Reserve Bank of India Act, 1934 (2 of 1934) are not applicable to the Company. Accordingly, reporting under clause 3 (xvi) (a) of the Order is not applicable to the Company.  
(b) The Company is not engaged in any non-banking financial / housing finance activities. Accordingly, reporting under clause 3 (xvi) (b) of the Order is not applicable to the Company.  
(c) The Company is not a Core Investment Company (CIC) as defined in the regulations made by the Reserve Bank of India. Accordingly, reporting under clause 3 (xvi) (c) of the Order is not applicable to the Company.  
(d) We have been informed by the management that as at March 31, 2025 as per the definition of Group under Core Investment Companies (Reserve Bank) Directions 2016, there is one Core Investment Company (CIC) which is registered and four CICs which are not required to be registered with the Reserve Bank of India, forming part of the promoter group.
- (xvii) The Company has not incurred any cash losses in the current financial year and in the immediately preceding financial year respectively.
- (xviii) There has been no resignation of the statutory auditors during the year and accordingly, reporting under clause 3 (xviii) of the Order is not applicable to the Company.
- (xix) On the basis of the financial ratios disclosed in note B5 to the financial statements, ageing and expected dates of realization of financial assets and payment of financial liabilities, other information accompanying the financial statements, our knowledge of the Board of Directors and management plans and based on our examination of the evidence supporting the assumptions, nothing has come to our attention, which causes us to believe that any material uncertainty exists as on the date of the audit report that Company is not capable of meeting its liabilities existing at the date of balance sheet as and when they fall due within a period of

one year from the balance sheet date. We, however, state that this is not an assurance as to the future viability of the Company. We further state that our reporting is based on the facts up to the date of the audit report and we neither give any guarantee nor any assurance that all liabilities falling due within a period of one year from the balance sheet date, will get discharged by the Company as and when they fall due.

- (xx) a) There are no unspent amounts towards Corporate Social Responsibility (CSR) on other than ongoing projects requiring a transfer to a Fund specified in Schedule VII to the Act in compliance with second proviso to sub-section (5) of Section 135 of the said Act.
- b) There are no unspent amounts towards Corporate Social Responsibility (CSR) on ongoing projects requiring a transfer to a Fund specified in Schedule VII to the Act in compliance with second proviso to sub-section (6) of Section 135 of the said Act.
- (xxi) The reporting under clause 3 (xxi) of the Order is not applicable in respect of the audit of standalone financial statements. Accordingly, no comment in respect of the said clause has been included in this report.

For **SHAH GUPTA & CO.,**  
Chartered Accountants  
Firm Registration No.: 109574W

*Arpita T Gadhia*

**Arpita T Gadhia**  
M. No. 177483

Unique Document Identification Number (UDIN) for this document is : 25177483BMKTDV8760

Place: Mumbai

Date: April 29, 2025



## **ANNEXURE B TO THE INDEPENDENT AUDITORS' REPORT**

### **Report on the internal financial controls with reference to the aforesaid financial statements under Clause (i) of sub-section (3) of Section 143 of the Act**

We have audited the internal financial controls over financial reporting of **JSW Paradip Terminal Private Limited** ("the Company") as of March 31, 2025, in conjunction with our audit of the financial statements of the Company for the year ended on that date.

#### **Management's Responsibility for Internal Financial Controls**

The Company's management is responsible for establishing and maintaining internal financial controls based on the internal control over financial reporting criteria established by the Company considering the essential components of internal control stated in the Guidance Note on Audit of Internal Financial Controls Over Financial Reporting (the "Guidance Note") issued by the Institute of Chartered Accountants of India. These responsibilities include the design, implementation and maintenance of adequate internal financial controls that were operating effectively for ensuring the orderly and efficient conduct of its business, including adherence to company's policies, the safeguarding of its assets, the prevention and detection of frauds and errors, the accuracy and completeness of the accounting records, and the timely preparation of reliable financial information, as required under the Act.

#### **Auditor's Responsibility**

Our responsibility is to express an opinion on the Company's internal financial controls over financial reporting with reference to these financial statements of the Company based on our audit. We conducted our audit in accordance with the Guidance Note issued by the Institute of Chartered Accountants of India and the Standards on Auditing prescribed under sub-section (10) of Section 143 of the Act, to the extent applicable to an audit of internal financial controls, both applicable to an audit of Internal Financial Controls and, both issued by the Institute of Chartered Accountants of India. Those Standards and the Guidance Note require that we comply with ethical requirements and plan and perform the audit to obtain reasonable assurance about whether adequate internal financial controls over financial reporting with reference to these financial statements was established and maintained and if such controls operated effectively in all material respects.

Our audit involves performing procedures to obtain audit evidence about the adequacy of the internal financial controls system over financial reporting with reference to these financial statements and their operating effectiveness. Our audit of internal financial controls over financial reporting included obtaining an understanding of internal financial controls over financial reporting with reference to these financial statements, assessing the risk that a material weakness exists, and testing and evaluating the design and operating effectiveness of internal control based on the assessed risk. The procedures selected depend on the auditor's judgement, including the assessment of the risks of material misstatement of the financial statements, whether due to fraud or error.


We believe that the audit evidence we have obtained is sufficient and appropriate to provide a basis for our audit opinion on the internal financial controls system over financial reporting with reference to these financial statements.

#### **Meaning of Internal Financial Controls Over Financial Reporting with reference to these Financial statements**

A Company's internal financial control over financial reporting with reference to these financial statements is a process designed to provide reasonable assurance regarding the reliability of financial reporting and the preparation of financial statements for external purposes in accordance with generally accepted accounting principles. A Company's internal financial control over financial reporting with reference to these financial statements includes those policies and procedures that (1) pertain to the maintenance of records that, in reasonable detail, accurately and fairly reflect the transactions and dispositions of the assets of the Company; (2) provide reasonable assurance that transactions are recorded as necessary to permit preparation of financial statements in accordance with generally accepted accounting principles, and that receipts and expenditures of the Company are being made only in accordance with authorisations of management and directors of the Company; and (3) provide reasonable assurance regarding prevention or timely detection of unauthorised acquisition, use, or disposition of the Company's assets that could have a material effect on the financial statements.

#### **Inherent Limitations of Internal Financial Controls Over Financial Reporting with reference to these Financial statements**

Because of the inherent limitations of internal financial controls over financial reporting with reference to these financial statements, including the possibility of collusion or improper management override of controls, material misstatements due to error or fraud may occur and not be detected. Also, projections of any evaluation of the internal financial controls over financial reporting with reference to these financial statements to future periods are subject to the risk that the internal financial control over financial reporting may become inadequate because of changes in conditions, or that the degree of compliance with the policies or procedures may deteriorate.



**Opinion**

In our opinion, to the best of our information and according to the explanations given to us, the Company has, in all material respects, an adequate internal financial controls with reference to these financial statements and such internal financial controls were operating effectively as at March 31, 2025, based on the internal financial controls with reference to financial statements criteria established by the Company considering the essential components of internal control stated in the Guidance Note on Audit of Internal Financial Controls Over Financial Reporting issued by the Institute of Chartered Accountants of India.

For **SHAH GUPTA & CO.,**  
Chartered Accountants  
Firm Registration No.: 109574W



*Agachia*

**Arpita T Gadhia**  
M. No. 177483  
Unique Document Identification Number (UDIN) for this document is: 25177483BMKTDV8760  
Place: Mumbai  
Date: April 29, 2025

**JSW PARADIP TERMINAL PRIVATE LIMITED**  
**Balance Sheet as at 31st March, 2025**  
CIN : U74999MH2015PTC262561

₹ in Lakhs

Particulars	Note no.	As at 31st March, 2025	As at 31st March, 2024
<b>ASSETS</b>			
<b>Non-Current Assets</b>			
Property, Plant and Equipment	3	99.70	105.28
Capital Work-In-Progress	3	-	0.19
Right-of-Use Assets	4	773.47	786.64
Other Intangible Assets	5	50,314.08	53,697.89
Intangible Assets Under Development	6	144.15	80.78
Income Tax Assets(net)	7	832.80	618.22
Other Non-Current Assets	8	641.48	641.48
<b>Total Non-Current Assets</b>		<b>52,805.68</b>	<b>55,930.48</b>
<b>Current Assets</b>			
Inventories	9	1,422.09	1,348.24
<b>Financial Assets</b>			
Trade Receivables	10	2,637.64	3,559.08
Cash and Cash Equivalents	11	962.22	305.39
Bank Balance Other than Cash and Cash Equivalents	12	2,389.39	12,313.66
Other Financial Assets	13	56.20	248.03
Other Current Assets	8	819.04	1,067.76
<b>Total Current Assets</b>		<b>8,286.58</b>	<b>18,842.16</b>
<b>TOTAL ASSETS</b>		<b>61,092.26</b>	<b>74,772.64</b>
<b>EQUITY AND LIABILITIES</b>			
<b>Equity</b>			
Equity Share Capital	14	15,000.00	15,000.00
Other Equity	15	16,775.68	9,446.18
<b>Total Equity</b>		<b>31,775.68</b>	<b>24,446.18</b>
<b>Liabilities</b>			
<b>Non-Current Liabilities</b>			
<b>Financial Liabilities</b>			
Borrowings	16	23,136.95	42,778.73
Lease Liabilities	4	827.15	821.19
Other Financial Liabilities	19	1,237.64	1,324.54
Provisions	17	11.69	72.81
Deferred Tax Liabilities (net)	7	809.14	475.63
<b>Total Non-Current Liabilities</b>		<b>26,022.57</b>	<b>45,472.91</b>
<b>Current Liabilities</b>			
<b>Financial Liabilities</b>			
Lease Liabilities	4	15.67	12.85
Trade Payables	18		
Total Outstanding,Dues of Micro and Small Enterprises		24.06	19.54
Total Outstanding,Dues of Other Than Micro and Small Enterprises		1,817.22	2,835.65
Other Financial Liabilities	19	370.98	569.20
Other Current Liabilities	20	1,043.84	1,386.56
Provisions	17	21.24	29.75
<b>Total Current Liabilities</b>		<b>3,294.01</b>	<b>4,853.55</b>
<b>Total Liabilities</b>		<b>29,316.58</b>	<b>50,326.46</b>
<b>TOTAL EQUITY AND LIABILITIES</b>		<b>61,092.26</b>	<b>74,772.64</b>

The accompanying notes form an integral part of the financial statements.

As per our attached report of even date

For Shah Gupta and Co.  
Chartered Accountants  
Firm's Registration No: 109574W  
  
Arpita T Gadhia  
Partner  
M. No: 177483  
UDIN : 25177483BMKTDV8760  
Place : Mumbai  
Date: April 29, 2025




For and on behalf of the Board of Directors

  
Prasad Uday Rane  
Director  
DIN : 08427066

  
Chitranshu Kar  
Chief Financial Officer  
PAN: ASXPK4498B

Place : Mumbai  
Date: April 29, 2025

  
Devki Nandan  
Director  
DIN : 06693431

  
Kinjal Rathod  
Company Secretary  
M. No: A64403

**JSW PARADIP TERMINAL PRIVATE LIMITED**

**Statement of Profit and Loss for the year ended 31st March, 2025**

₹ in Lakhs (except EPS)

Particulars	Note no.	For the year ended 31st March, 2025	For the year ended 31st March, 2024
<b>INCOME</b>			
Revenue From Operations	21	36,738.46	39,612.13
Other Income	22	1,524.15	1,096.64
<b>Total Income</b>		<b>38,262.61</b>	<b>40,708.76</b>
<b>EXPENSES</b>			
Operating Expenses	23	19,383.99	20,093.26
Employee Benefits Expense	24	1,608.66	1,890.73
Finance Costs	25	3,275.82	4,433.69
Depreciation and Amortisation Expense	26	3,799.05	3,805.34
Other Expenses	27	1,355.58	1,128.88
<b>Total Expenses</b>		<b>29,423.11</b>	<b>31,351.89</b>
<b>Profit Before Tax</b>		<b>8,839.50</b>	<b>9,356.87</b>
<b>Tax Expense</b>			
Current Tax	7	1,544.44	1,638.15
Deferred Tax	7	559.63	1,086.20
Adjustment of Taxes Relating to Previous Years	7	(233.65)	(106.40)
<b>Profit for the year</b>		<b>6,969.08</b>	<b>6,738.92</b>
<b>Other Comprehensive Income/(Loss)</b>			
(i) Items that will not be classified to profit or loss			
(a) Remeasurement Gains/(Loss) of the Defined Benefit Plans			
		3.23	(18.85)
(ii) Income Tax Relating to Item that will not be Reclassified to Profit or Loss			
		(0.94)	5.49
<b>Total Other Comprehensive Income/(Loss) for the year</b>		<b>2.29</b>	<b>(13.36)</b>
<b>Total Comprehensive Income for the year</b>		<b>6,971.37</b>	<b>6,725.57</b>
<b>Earnings Per Equity Share</b>			
(Face value of equity share of ₹ 10 each)			
Basic (in ₹)	32	4.65	4.49
Diluted (in ₹)	32	4.65	4.49

The accompanying notes form an integral part of the financial statements.

As per our attached report of even date

**For Shah Gupta and Co.**

Chartered Accountants

Firm's Registration No: 109574W

*Arpita T Gadhia*

**Arpita T Gadhia**

Partner

M. No: 177483

UDIN : 25177483BMKTDV8760

Place : Mumbai

Date: April 29, 2025



**For and on behalf of the Board of Directors**

*Prasad Uday Rane*

**Prasad Uday Rane**

Director

DIN : 08427066

*Chitranjan Kar*

**Chitranjan Kar**

Chief Financial Officer

PAN: ASXP4498B

Place : Mumbai

Date: April 29, 2025

*Devki Nandan*

**Devki Nandan**

Director

DIN : 06693431

*Kinjal Rathod*

**Kinjal Rathod**

Company Secretary

M. No: A64403

**JSW PARADIP TERMINAL PRIVATE LIMITED**  
Statement of changes in equity as at 31st March, 2025

**A) EQUITY SHARE CAPITAL**

₹ in Lakhs

Particulars	Total
As at 1st April, 2023	15,000.00
Movement During the Year	-
As at 31st March, 2024	15,000.00
Movement During the Year	-
As at 31st March, 2025	15,000.00

**B) OTHER EQUITY**

₹ in Lakhs

Particulars	Reserves and surplus		Total equity attributable to equity holders of the Company
	Retained Earnings	Equity Settled Share based Payment Reserve	
Balance as at 1st April, 2023	254.77	2,573.61	2,828.38
Profit for the year	6,738.92	-	6,738.92
ESOP reserve transferred to EQ	-	(807.96)	(807.96)
Transfer to retained earnings after exercise of options	631.10	(631.10)	-
Other comprehensive income for the year, net of income tax	(13.36)	-	(13.36)
Recognition of share based payment	-	700.21	700.21
<b>Balance as at 31st March, 2024</b>	<b>7,611.44</b>	<b>1,834.75</b>	<b>9,446.18</b>
Profit for the year	6,969.08	-	6,969.08
Transfer to retained earnings after exercise of options	1,235.07	(1,235.07)	-
Other comprehensive income for the year, net of income tax	2.29	-	2.29
Recognition of share based payment	-	358.12	358.12
<b>Balance as at 31st March, 2025</b>	<b>15,817.88</b>	<b>957.80</b>	<b>16,775.68</b>

The accompanying notes form an integral part of the financial statements.

As per our attached report of even date

**For Shah Gupta and Co.**

Chartered Accountants

Firm's Registration No: 109574W

*Arpita T Gadhia*

**Arpita T Gadhia**

Partner

M. No: 177483

UDIN : 25177483BMKTDV8760

Place : Mumbai

Date: April 29, 2025



For and on behalf of the Board of Directors

*Prasad Uday Rane*

**Prasad Uday Rane**

Director

DIN : 08427066

*Devki Nandan*

**Devki Nandan**

Director

DIN : 06693431

*Chitranjan Kar*

**Chitranjan Kar**

Chief Financial Officer

PAN: ASXPK4498B

Place : Mumbai

Date: April 29, 2025

*Kinjal Rathod*

**Kinjal Rathod**

Company Secretary

M. No: A64403

**JSW PARADIP TERMINAL PRIVATE LIMITED**  
Statement of Cash Flows for the year ended 31st March, 2025

₹ in Lakhs

Particulars	For the year ended 31st March, 2025	For the year ended 31st March, 2024
<b>[A] Cash Flows from Operating Activities</b>		
Profit before tax	8,839.50	9,356.87
Adjustments For		
Depreciation and Amortisation Expense	3,799.05	3,805.34
Finance Costs	3,275.82	4,433.69
Interest Income	(434.83)	(518.62)
Shares Based Payment Expense	358.12	700.21
<b>Operating profit before working capital changes</b>	<b>15,837.67</b>	<b>17,777.49</b>
Adjustments For		
(Increase)/ Decrease in Trade Receivables and Unbilled Revenue	921.44	(753.38)
(Increase) / Decrease in Financial Asset	72.48	(0.07)
Decrease in Other Asset	248.71	2,983.55
(Increase) in Inventories	(73.85)	(105.05)
(Decrease) in Trade Payables	(1,013.56)	(548.84)
(Decrease) in Financial Liabilities	(285.12)	(317.21)
Increase/ (Decrease) in Other Payables	(342.73)	70.74
(Decrease) in Provisions	(68.71)	(27.90)
	<b>(541.34)</b>	<b>1,301.85</b>
<b>Cash from Operating Activities</b>	<b>15,296.33</b>	<b>19,079.34</b>
Income Taxes Paid (net of refund received)	(1,752.44)	(1,656.48)
<b>Net Cash Generated from Operating Activities [ A ]</b>	<b>13,543.89</b>	<b>17,422.87</b>
<b>[B] Cash Flows from Investing Activities</b>		
Purchase of Property, Plant and Equipment and Intangible Assets (including Under Development, Capital Advances and Capital Creditors)	(436.44)	(301.62)
Bank deposits not considered as Cash and Cash equivalent (net)	9,924.27	(12,239.95)
Interest Received	554.18	390.71
<b>Net Cash (Used In)/Generated Investing Activities [ B ]</b>	<b>10,042.01</b>	<b>(12,150.87)</b>
<b>[C] Cash Flows from Financing Activities</b>		
Repayment of lease obligation	(91.09)	(90.00)
Repayments of Current Borrowings	(19,860.00)	(5,000.00)
Interest Paid	(2,977.98)	(4,271.62)
<b>Net Cash Used In from Financing Activities [ C ]</b>	<b>(22,929.07)</b>	<b>(9,361.62)</b>
<b>Net Increase / (Decrease) in Cash and cash Equivalents [ A+B+C ]</b>	<b>656.82</b>	<b>(4,089.62)</b>
Cash and Cash Equivalents at the beginning of the year	305.40	4,395.02
Cash and Cash Equivalents at the end of the year	962.22	305.40

**Reconciliation forming Statement of Cash flows :-**

Particulars	As at 31st March, 2024	Cash flows (net)	New Leases	Non Cash Changes	As at 31st March, 2025
				Others#	
Borrowings (non current) (Including current maturities of long term borrowing included in current borrowings note 16 )	42,778.73	(19,860.00)	-	218.23	23,136.96
Lease Obligation	834.03	(91.09)	23.42	77.46	843.81
<b>Total liabilities from Financing Activities</b>	<b>43,612.76</b>	<b>(19,951.09)</b>	<b>23.42</b>	<b>295.68</b>	<b>23,980.77</b>



#Other changes with respect to effective interest rate of borrowings and finance charges of lease liability.

Particulars	As at 31st March, 2023	Cash flows (net)	New Leases	Non Cash Changes		As at 31st March, 2024
				Others#		
Borrowings (non current) (including current maturities of long term borrowing included in current borrowings note 16)	42,699.26	-	-	79.47		42,778.73
Borrowings (current) (excluding current maturities of long term borrowing included in current borrowings)	5,000.00	(5,000.00)	-	-		-
Lease Obligation	845.80	(90.00)	-	78.24		834.03
<b>Total liabilities from Financing Activities</b>	<b>48,545.06</b>	<b>(5,090.00)</b>	<b>-</b>	<b>157.70</b>		<b>43,612.76</b>

#Other changes with respect to effective interest rate of borrowings and finance charges of lease liability.

Notes

(a) The above Cash Flow Statement has been prepared under the "Indirect Method" set out in IND AS-7 Statement of Cash Flow.

The accompanying notes form an integral part of the financial statements.

As per our attached report of even date

For and on behalf of the Board of Directors

For Shah Gupta and Co.  
Chartered Accountants  
Firm's Registration No: 109574W

*Aradhia*

Arpita T Gadhia  
Partner  
M. No: 177483  
UDIN : 25177483BMKTDV8760  
Place : Mumbai  
Date: April 29, 2025



Prasad Uday Rane  
Director  
DIN : 08427066

*Chitranjan Kar*

Chitranjan Kar  
Chief Financial Officer  
PAN: ASXP4498B

Place : Mumbai  
Date: April 29, 2025

*Devki Nandan*

Devki Nandan  
Director  
DIN : 06693431

*Kinjal Rathod*

Kinjal Rathod  
Company Secretary  
M. No: A64403

# JSW PARADIP TERMINAL PRIVATE LIMITED

## Notes to the Financial Statements as at and for the year ended March 31, 2025

### 1. GENERAL INFORMATION

The financial statements comprise financial statements of JSW PARADIP TERMINAL PRIVATE LIMITED ("the Company") for the period March 31, 2025. The Company is a private limited company, domiciled in India and incorporated in under the provision of Companies Act applicable in India. The registered office of the Company is located at 5A, Jindal Mansion Dr. G Deshmukh Marg, Mumbai – 400 026 .

The Company is engaged in developing and operating mechanized modern ports and Marine transport at suitable locations over the country to support JSW Group in addition to catering to third party cargo handling requirement. Apart from this, the Company is also planning to undertake various logistic related activities like Shipping, Roads, Railways, Marine Infrastructures, etc.

### 2. MATERIAL ACCOUNTING POLICIES

#### I. Statement of Compliance

The financial statements of the company comprise the Balance Sheet as at 31 March 2025 and 31 March 2024, the Statement of Profit and Loss, Statement of Changes in Equity and the statement of Cash Flows for the year ended as on that date and material accounting policies and explanatory notes (together hereinafter referred to as "Financial statements").

The financial Statements have been prepared in accordance with the accounting principles generally accepted in India including Indian Accounting Standards (Ind AS) prescribed under the section 133 of the Companies Act, 2013 read with rule 3 of the Companies (Indian Accounting Standards) Rules, 2015 (as amended from time to time) and the provisions of the Companies Act, 2013 ("the Act") to the extent notified. presentation and disclosures requirement of Division II of revised Schedule III of the Companies Act 2013, (Ind AS Compliant Schedule III), as applicable to financial statement.

These financial statements are approved for issue by the Board of Directors on 29th April, 2025

#### II. Basis of Preparation and Presentation.

The financial statements have been prepared on a going concern basis, the historical cost basis and on an accrual basis, except for certain financial assets and liabilities (including derivative instruments), defined benefit plan's – plan assets and equity settled share-based payments measured at fair value at the end of each reporting year ( and acquisition of subsidiaries where assets and liabilities are measured at fair values as at the date of acquisition in accordance with Ind AS 103

Fair value is the price that would be received to sell an asset or paid to transfer a liability in an orderly transaction between market participants at the measurement date, regardless of whether that price is directly observable or estimated using another valuation technique. In estimating the fair value of an asset or a liability, the company takes in account the



## **JSW PARADIP TERMINAL PRIVATE LIMITED**

### **Notes to the Financial Statements as at and for the year ended March 31, 2025**

characteristics of the asset or liability if market participants would take those characteristics into account when pricing the asset or liability at the measurement date. Fair value for measurement and/or disclosure purposes in these financial statements is determined on such a basis, except for share-based payment transactions that are within the scope of Ind AS 102, leasing transactions that are within the scope of Ind AS 116, fair value of plan assets within the scope of Ind AS 19 and measurements that have some similarities to fair value but are not fair value, such as net realisable value in Ind AS 2 or value in use in Ind AS 36.

In addition, for financial reporting purposes, fair value measurements are categorised into Level 1, 2, or 3 based on the degree to which the inputs to the fair value measurements are observable and the significance of the inputs to the fair value measurements in its entirety, which are described as follows:

Level 1 inputs are quoted prices (unadjusted) in active markets for identical assets or liabilities that the entity can access at the measurement date;

Level 2 inputs are inputs, other than quoted prices included within level 1, that are observable for the asset or liability, either directly or indirectly; and

Level 3 inputs are unobservable inputs for the asset or liability.

The Statements comprises of JSW PARADIP TERMINAL PRIVATE LIMITED, being the entities that it controls.

The Financial Statements are presented in Indian Rupees (₹) and all values are rounded to the nearest Lakh (₹ 00,000), except when otherwise indicated

### **III. Foreign Currencies**

The functional currency of the Company and its subsidiaries is determined on the basis of the primary economic environment in which it operates. The functional currency of the Company is Indian National Rupee (INR).

#### **Transactions and Balances**

All transactions in foreign currencies are translated to the respective functional currencies using the prevailing exchange rates on the date of such transactions. All monetary assets and liabilities denominated in foreign currencies are translated to the functional currency at the closing exchange rate at the end of each reporting year. All non-monetary assets and liabilities that are measured at fair value in a foreign currency are translated to the functional currency at the exchange rate when the fair value was determined. All foreign currency differences are generally recognized in the Statement of Profit and Loss, except for non-monetary items denominated in foreign currency and measured based on historical cost, as they are not translated.



## JSW PARADIP TERMINAL PRIVATE LIMITED

### Notes to the Financial Statements as at and for the year ended March 31, 2025

#### Translation of Foreign Operations

For the purpose of presenting Financial Statements, the assets and liabilities of the company's foreign operations that have a functional currency other than Indian rupees are translated into Indian rupees using exchange rates prevailing at the reporting date. Income and expense items are translated at the average exchange rates for the period. Exchange differences arising, if any, are recognized in other comprehensive income (OCI) and held in foreign currency translation reserve (FCTR), a component of equity. When a foreign operation is disposed off, the relevant amount recognized in FCTR is transferred to the Statement of Profit and Loss as part of the profit or loss on disposal. Goodwill and fair value adjustments arising on the acquisition of a foreign operation are treated as assets and liabilities of the foreign operation and translated at the exchange rate prevailing at the reporting date. Exchange differences arising are recognised in other comprehensive income.

#### IV. Property, Plant and Equipment

The cost of property, plant and equipment comprises its purchase price net of any trade discounts and rebates, any import duties and other taxes (other than those subsequently recoverable from the tax authorities), any directly attributable expenditure on making the asset ready for its intended use, including relevant borrowing costs for qualifying assets and any expected costs of decommissioning. Major shut-down and overhaul expenditure is capitalised as the activities undertaken improves the economic benefits expected to arise from the asset.

Major overhaul costs are depreciated over the estimated life of the economic benefit derived from the overhaul. The carrying amount of the remaining previous overhaul cost is charged to the Statement of Profit and Loss if the next overhaul is undertaken earlier than the previously estimated life of the economic benefit.

Subsequent costs are included in the asset's carrying amount or recognised as a separate asset, as appropriate, only when it is probable that future economic benefits associated with the item will flow to the entity and the cost can be measured reliably. Property, Plant and Equipment which are significant to the total cost of that item of Property, Plant and Equipment and having different useful life are accounted separately

Assets in the course of construction are capitalised in the assets under Capital work in progress. At the point when an asset is operating at management's intended use, the cost of construction is transferred to the appropriate category of property, plant and equipment and depreciation commences. Costs associated with the commissioning of an asset and any obligatory decommissioning costs are capitalised where the asset is available for use but incapable of operating at normal levels revenue (net of cost) generated from production during the trial period is capitalised.

An item of property, plant and equipment is derecognised upon disposal or when no future economic benefits are expected to arise from the continued use of the asset. Any gain or loss arising on the disposal or retirement of an item of property, plant and equipment is determined



6

## JSW PARADIP TERMINAL PRIVATE LIMITED

### Notes to the Financial Statements as at and for the year ended March 31, 2025

as the difference between the sales proceeds and the carrying amount of the asset and is recognised in Statement of Profit and Loss

Property, plant and equipment except freehold land held for use in the production, supply or administrative purposes, are stated in the balance sheet at cost less accumulated depreciation and accumulated impairment losses, if any

Depreciation commences when the assets are ready for their intended use. Depreciable amount for assets is the cost of an asset, or other amount substituted for cost, less its estimated residual value. Depreciation is recognized so as to write off the cost of assets (other than freehold land and properties under construction) less their residual values over their useful lives, using straight-line method as per the useful lives and residual value prescribed in Schedule II to the Companies Act, 2013 except in case of the following class of assets wherein useful lives are determined based on technical assessment made by a technical expert engaged by the management taking into account the nature of assets, the estimated usage of assets, the operating conditions of the assets, anticipated technological changes, in order to reflect the actual usage

The company has estimated the following useful lives to provide depreciation on its certain fixed assets based on assessment made by experts and management estimates.

Assets	Estimated useful lives
Building	5-28 Years
Plant and Machinery	2-18 Years
Ships	28 years
Office equipment	3-20 Years
Computer equipment	3-6 Years
Furniture and fixtures	5-15 Years
Vehicles	8-10 Years

The residual values, useful lives and methods of depreciation of property, plant and equipment are reviewed at each financial year end and adjusted prospectively, if appropriate.

The company has policy to expense out the assets which is acquired during the year and value of such assets is below Rs. 5000.

#### V. Intangible Assets (other than goodwill)

Intangible assets with finite useful lives that are acquired separately are carried at cost less accumulated amortisation and accumulated impairment losses. Amortisation is recognised on a straight-line basis over their estimated useful lives. The estimated useful life and amortisation method are reviewed at the end of each reporting year, with the effect of any changes in estimate being accounted for on a prospective basis. Intangible assets with indefinite useful lives that are acquired separately are carried at cost less accumulated impairment losses if any.



**JSW PARADIP TERMINAL PRIVATE LIMITED**  
**Notes to the Financial Statements as at and for the year ended March 31,**  
**2025**

The cost of intangible assets having finite lives, which are under development and before ready for its intended use, are disclosed as 'Intangible Assets under development.

Useful lives of intangible assets

Estimated useful lives of the intangible assets are as follows:

Assets	Estimated useful lives
Computer Software	3 – 5 Years

An intangible asset is derecognised on disposal, or when no further economic benefits are expected from use or disposal. Gain/loss on de-recognition are recognised in statement of profit and loss.

**Port concession rights arising from Service Concession**

The company recognizes port concession rights as "Intangible Assets" arising from a service concession arrangement, in which the grantor controls or regulates the services provided and the prices charged, and also controls any significant residual interest in the infrastructure such as property, plant and equipment, even if the infrastructure is existing infrastructure of the grantor or the infrastructure is constructed or purchased by the company as part of the service concession arrangement. The company acts as the operator in such arrangement. Such an intangible asset is recognized by the company at cost which is fair value of the consideration received or receivable for the construction services delivered and is capitalized when the project is complete in all respects and the company receives the completion certificate from the authorities as specified in the concession agreement.

Port concession rights also include certain property, plant and equipment which are reclassified as intangible assets in accordance with Appendix A of Ind AS 115 'Service Concession Arrangement'.

These assets are amortized based on the lower of their useful lives or concession period.

Gains or losses arising from de-recognition of port concession rights are measured as the difference between the net disposal proceeds and the carrying amount of the assets and are recognized in the statement of profit or loss when the assets is de-recognized.

The estimated period of port concession arrangement ranges within a period of 25-50 years.

**VI. Goodwill**

Goodwill arising on an acquisition of a business is carried at cost as established at the date of acquisition of the business less accumulated impairment losses, if any.



**JSW PARADIP TERMINAL PRIVATE LIMITED**  
**Notes to the Financial Statements as at and for the year ended March 31,**  
**2025**

For the purposes of impairment testing, goodwill is allocated to each of the company's cash-generating units (or company's of cash-generating units) that is expected to benefit from the synergies of the company.

A cash-generating unit to which goodwill has been allocated is tested for impairment annually, or more frequently when there is indication that the unit may be impaired. If the recoverable amount of the cash-generating unit is less than its carrying amount, the impairment loss is allocated first to reduce the carrying amount of any goodwill allocated to the unit and then to the other assets of the unit pro rata based on the carrying amount of each asset in the unit. An impairment loss recognized for goodwill is not reversed in subsequent periods.

On disposal of the relevant cash-generating unit, the attributable amount of goodwill is included in the determination of the profit or loss on disposal.

**VII. Impairment of Non-Financial Assets - Property, Plant and Equipment and Intangible Assets**

The company assesses at each reporting date as to whether there is any indication that any Property, Plant and Equipment, and Other Intangible Assets or group of assets, called Cash Generating Units (CGU) may be impaired. If any such indication exists, the recoverable amount of an asset or CGU is estimated to determine the extent of impairment, if any. When it is not possible to estimate the recoverable amount of an individual asset, the company estimates the recoverable amount of the CGU to which the asset belongs.

An impairment loss is recognised in the Statement of Profit and Loss to the extent, asset's carrying amount exceeds its recoverable amount. The recoverable amount is higher of an asset's fair value less cost of disposal and value in use. Value in use is based on the estimated future cash flows, discounted to their present value using pre-tax discount rate that reflects current market assessments of the time value of money and risk specific to the assets. The impairment loss recognised in prior accounting period is reversed if there has been a change in the estimate of recoverable amount

Intangible assets with indefinite useful lives and intangible assets not yet available for use are tested for impairment at least annually, and whenever there is an indication that the asset may be impaired.

**VIII. Revenue Recognition**

Revenue from contracts with customers is recognised when control of the goods or services are transferred to the customer at an amount that reflects the consideration to which the company expects to be entitled in exchange for transferring promised goods or services having regard to the terms of the contract. If the consideration in a contract includes a variable amount, the company estimates the amount of consideration to which it will be entitled in exchange for transferring the goods or services to the customer. The variable consideration is estimated



**JSW PARADIP TERMINAL PRIVATE LIMITED**  
**Notes to the Financial Statements as at and for the year ended March 31,**  
**2025**

having regard to various relevant factors including historical trend and constrained until it is highly probable that a significant revenue reversal in the amount of cumulative revenue recognised will not occur when the associated uncertainty with the variable consideration is subsequently resolved. Compensation towards shortfall in offtake are recognised on collection or earlier when there is reasonable certainty to expect ultimate collection.

Revenue from port operations services/ multi-model service including cargo handling and storage are recognized on proportionate completion method basis based on services completed till reporting date. Revenue on take-or-pay charges are recognised for the quantity that is difference between annual agreed tonnage and actual quantity of cargo handled.

Interest on delayed payments leviable as per the relevant contracts are recognised on actual realisation or accrued based on an assessment of certainty of realization supported by acknowledgement from customers.

Income from fixed price contract – Revenue from infrastructure development project/ services under fixed price contract. Where there is no uncertainty as to measurement or collectability of consideration is recognized based on milestones reached under the contract.

The amount recognised as revenue is exclusive of goods & services tax where applicable.

**Trade receivables**

A receivable is recognised when the goods are delivered and to the extent that it has an unconditional contractual right to receive cash or other financial assets (i.e., only the passage of time is required before payment of the consideration is due).

**Contract liabilities**

A contract liability is the obligation to transfer goods or services to a customer for which the Company has received consideration (or an amount of consideration is due) from the customer. If a customer pays consideration before the Company transfers goods or services to the customer, a contract liability is recognised when the payment is made or the payment is due (whichever is earlier). Contract liabilities are recognised as revenue when the Company performs under the contract including Advance received from Customer.



**JSW PARADIP TERMINAL PRIVATE LIMITED**  
**Notes to the Financial Statements as at and for the year ended March 31,**  
**2025**

**IX. Other Income**

Other income is comprised primarily of interest income, mutual fund income, dividend, exchange gain/ loss. Interest income from a financial asset is recognised when it is probable that the economic benefits will flow to the company and the amount of income can be measured reliably. Interest income is accrued on a time basis, by reference to the principal outstanding and at the effective interest rate applicable, which is the rate that exactly discounts estimated future cash receipts through the expected life of the financial asset to that asset's net carrying amount on initial recognition. Unrealised gain/loss on mutual unit accounted in Statement of Profit and Loss bases mark to market basis and realised gain/loss accounted on the redemption basis.

Dividend income from investments is recognised when the shareholder's right to receive payment has been established (provided that it is probable that the economic benefits will flow to the company and the amount of income can be measured reliably).

**X. Leases**

The company assesses whether a contract is or contains a lease, at inception of the contract. That is, if the contract conveys the right to control the use of an identified asset for a period of time in exchange for consideration.

**Company as lessor**

Leases for which the company is a lessor are classified as finance or operating leases. Leases in which the company does not transfer substantially all the risks and rewards incidental to ownership of an asset are classified as operating leases. Rental income arising is accounted for on a straight-line basis over the lease terms. Initial direct costs incurred in negotiating and arranging an operating lease are added to the carrying amount of the leased asset and recognised over the lease term on the same basis as rental income.

Leases are classified as finance leases when substantially all of the risks and rewards of ownership transfer from the company to the lessee. Amounts due from lessees under finance leases are recorded as receivables at the company's net investment in the leases. Finance lease income is allocated to accounting periods so as to reflect a constant periodic rate of return on the company's net investment outstanding in respect of the lease.

Subsequent to initial recognition, the company regularly reviews the estimated unguaranteed residual value and applies the impairment requirements of Ind AS 109, recognizing an allowance for expected credit losses on the lease receivables. Finance lease income is calculated with reference to the gross carrying amount of the lease receivables, except for credit impaired financial assets for which interest income is calculated with reference to their amortised cost (i.e. after a deduction of the loss allowance).

**Company as lessee**

The company applies a single recognition and measurement approach for all leases, except for short-term leases (defined as leases with a lease term of 12 months or less) and leases of low-value assets. The company recognises lease liabilities to make lease payments and right-of-use assets representing the right to use the underlying assets.



**JSW PARADIP TERMINAL PRIVATE LIMITED**  
**Notes to the Financial Statements as at and for the year ended March 31, 2025**

**Right-of-use assets**

The company recognises right-of-use assets at the commencement date of the lease (i.e., the date the underlying asset is available for use). Right-of-use assets are measured at cost, less any accumulated depreciation and impairment losses, and adjusted for any remeasurement of lease liabilities. The cost of right-of-use assets includes the amount of lease liabilities recognised, initial direct costs incurred, and lease payments made at or before the commencement date less any lease incentives received. Unless the company is reasonably certain to obtain ownership of the leased asset at the end of the lease term, the recognised right-of-use assets are depreciated on a straight-line basis over the shorter of its estimated useful life and the lease term.

The lease term of company's ROU assets which comprises only Buildings varies from 3 to 30 years.

If ownership of the leased asset transfers to the company at the end of the lease term or the cost reflects the exercise of a purchase option, depreciation is calculated using the estimated useful life of the asset. Right-of-use assets are subject to impairment test.

The Company accounts for sale and lease back transaction, recognising right-of-use assets and lease liability, measured in the same way as other right-of-use assets and lease liability. Gain or loss on the sale transaction is recognised in statement of profit and loss.

**Lease liabilities**

At the commencement date of the lease, the company recognises lease liabilities measured at the present value of lease payments to be made over the lease term and are not paid at the commencement date, discounted by using the rate implicit in the lease. The lease payments include fixed payments (including in-substance fixed payments) less any lease incentives receivable, variable lease payments that depend on an index or a rate, and amounts expected to be paid under residual value guarantees.

The variable lease payments that do not depend on an index or a rate are recognised as expense in the period on which the event or condition that triggers the payment occurs.

In calculating the present value of lease payments, the company uses the incremental borrowing rate at the lease commencement date if the interest rate implicit in the lease is not readily determinable. After the commencement date, the amount of lease liabilities is increased to reflect the accretion of interest (using the effective interest method) and reduced for the lease payments made. In addition, the carrying amount of lease liabilities is remeasured if there is a modification, a change in the lease term, a change in the lease payments (e.g., changes to future payments resulting from a change in an index or rate used to determine such lease payments) or a change in the assessment of an option to purchase the underlying asset.

**Short-term leases and leases of low-value assets**



## **JSW PARADIP TERMINAL PRIVATE LIMITED**

### **Notes to the Financial Statements as at and for the year ended March 31, 2025**

The company applies the short-term lease recognition exemption to its short-term leases (i.e., those leases that have a lease term of 12 months or less from the commencement date and do not contain a purchase option). It also applies the lease of low-value assets recognition exemption to leases that are considered of low value (i.e., below Rs. 50,000). Lease payments on short-term leases and leases of low-value assets are recognised as expense on a straight-line basis over the lease term unless another systematic basis is more representative of the time pattern in which economic benefits from the leased assets are consumed.

The company also applied the available practical expedients wherein it:

- Used a single discount rate to a portfolio of leases with reasonably similar characteristics
- Relied on its assessment of whether leases are onerous immediately before the date of initial application
- Applied the short-term leases exemptions to leases with lease term that ends within 12 months at the date of initial application
- Excluded the initial direct costs from the measurement of the right-of-use asset at the date of initial application
- Used hindsight in determining the lease term where the contract contains options to extend or terminate the lease

Most of the contracts that contains extension terms are on mutual agreement between both the parties and hence the potential future rentals cannot be assessed. Certain contracts where the extension terms are unilateral are with unrelated parties and hence there is no certainty about the extension being exercised.

The company uses weighted average incremental borrowing rate for lease liabilities measurement.

#### **XI. Borrowing Costs**

Borrowing costs directly attributable to the acquisition, construction or production of qualifying assets, which are assets that necessarily take a substantial period of time to get ready for their intended use, are added to the cost of those assets, until such time as the assets are substantially ready for their intended use or sale.

All other borrowing costs are recognised in the Statement of Profit and Loss in the year in which they are incurred.

The company determines the amount of borrowing costs eligible for capitalisation as the actual borrowing costs incurred on that borrowing during the year less any interest income earned on temporary investment of specific borrowings pending their expenditure on qualifying assets, to the extent that an entity borrows funds specifically for the purpose of obtaining a qualifying asset. If any specific borrowing remains outstanding after the related asset is ready for its intended use or sale, that borrowing becomes part of the funds that an entity borrows generally



## JSW PARADIP TERMINAL PRIVATE LIMITED

### Notes to the Financial Statements as at and for the year ended March 31, 2025

when calculating the capitalisation rate on general borrowings. In case if the company borrows generally and uses the funds for obtaining a qualifying asset, borrowing costs eligible for capitalisation are determined by applying a capitalisation rate to the expenditures on that asset. Borrowing Cost includes exchange differences arising from foreign currency borrowings to the extent they are regarded as an adjustment to the finance cost.

#### XII. **Government Grant**

Government grants are not recognised until there is reasonable assurance that the company will comply with the conditions attached to them and that the grants will be received.

Government grants are recognised in the Statement of Profit and Loss on a systematic basis over the periods in which the company recognises as expenses the related costs for which the grants are intended to compensate or when performance obligations are met.

Government grants relating to tangible fixed assets are treated as deferred income and released to the Statement of profit and loss over the expected useful lives of the assets concerned.

#### XIII. **Employee Benefits**

##### **Retirement benefit costs and termination benefits:**

##### **Defined contribution plans:**

Payments to defined contribution retirement benefit plans are recognised as an expense when employees have rendered service entitling them to the contributions

##### **Defined benefit plans:**

For defined benefit retirement benefit plans, the cost of providing benefits is determined using the projected unit credit method, with actuarial valuations being carried out at the end of each annual reporting year. Re-measurement, comprising actuarial gains and losses, the effect of the changes to the asset ceiling (if applicable) and the return on plan assets (excluding interest), is reflected immediately in the statement of financial position with a charge or credit recognised in other comprehensive income in the year in which they occur. Re-measurement recognised in other comprehensive income is reflected immediately in retained earnings and will not be reclassified to profit or loss. Actuarial valuations are being carried out at the end of each annual reporting period for defined benefit plans. Past service cost is recognised in profit or loss in the year of a plan amendment or when the company recognizes corresponding restructuring cost whichever is earlier. Net interest is calculated by applying the discount rate to the net defined benefit liability or asset. Defined benefit costs are categorised as follows:

- Service cost (including current service cost, past service cost, as well as gains and losses on curtailments and settlements);
- Net interest expense or income; and
- Re-measurement

The company presents the first two components of defined benefit costs in profit or loss in the line item 'Employee benefits expenses. Curtailment gains and losses are accounted for as past service costs.



**JSW PARADIP TERMINAL PRIVATE LIMITED**  
**Notes to the Financial Statements as at and for the year ended March 31,**  
**2025**

The retirement benefit obligation recognised in the statement of financial position represents the actual deficit or surplus in the company's defined benefit plans. Any surplus resulting from this calculation is limited to the present value of any economic benefits available in the form of refunds from the plans or reductions in future contributions to the plans.

A liability for a termination benefit is recognised at the earlier of when the entity can no longer withdraw the offer of the termination benefit and when the entity recognises any related restructuring costs.

The company pays gratuity to the employees whoever has completed five years of service with the Company at the time of resignation/ superannuation. The gratuity is paid @ 15 days salary for each completed year of service as per the Payment of Gratuity Act, 1972

**Short-term and other long-term employee benefits**

A liability is recognised for benefits accruing to employees in respect of wages and salaries, annual leave and sick leave in the year the related service is rendered at the undiscounted amount of the benefits expected to be paid in exchange for that service.

Liabilities recognised in respect of short-term employee benefits are measured at the undiscounted amount of the benefits expected to be paid in exchange for the related service.

Liabilities recognised in respect of other long-term employee benefits are measured at the present value of the estimated future cash outflows expected to be made by the company in respect of services provided by employees up to the reporting date.

**XIV. Share Based Payment Arrangements**

Equity-settled share-based payments to employees and others providing similar services are measured at the fair value of the equity instruments at the grant date. Details regarding the determination of the fair value of equity- settled share-based transactions are set out in Note 39.

The fair value determined at the grant date of the equity- settled share-based payments is expensed on a straight- line basis over the vesting period, based on the company's estimate of equity instruments that will eventually vest, with a corresponding increase in equity. At the end of each reporting year, the company revises its estimate of the number of equity instruments expected to vest. The impact of the revision of the original estimates, if any, is recognised in profit or loss such that the cumulative expense reflects the revised estimate, with a corresponding adjustment to the equity-settled employee benefits reserve.

The Company has created an Employee Benefit Trust for providing share-based payment to its employees. The company uses the Trust as a vehicle for distributing shares to employees under the employee remuneration schemes. The company treats Trust as its extension and shared held by the Trust are treated as treasury shares.



## JSW PARADIP TERMINAL PRIVATE LIMITED

### Notes to the Financial Statements as at and for the year ended March 31, 2025

Own equity instruments that are reacquired (treasury shares) are recognized at cost and deducted from Equity. No gain or loss is recognized in profit or loss on the purchase, sale, issue or cancellation of the company's own equity instruments. Any difference between the carrying amount and the consideration, if reissued, is recognized in other equity. Share options exercised during the reporting year are satisfied with treasury shares.

#### XV. Tax Expense

Income tax expense represents the sum of the tax currently payable and deferred tax.

##### Current tax

Current tax is the amount of expected tax payable based on the taxable profit for the year as determined in accordance with the applicable tax rates and the provisions of the Income Tax Act, 1961. The company's liability for current tax is calculated using tax rates that have been enacted or substantively enacted by the end of the reporting period

##### Deferred tax

Deferred tax is recognised using the balance sheet approach on temporary differences between the carrying amounts of assets and liabilities in the financial statements and the corresponding tax bases used in the computation of taxable profit. Deferred tax liabilities are recognised for all taxable temporary differences. Deferred tax assets are recognised for all deductible temporary differences to the extent that it is probable that taxable profits will be available against which those deductible temporary differences can be utilised. Such deferred tax assets and liabilities are not recognised if the temporary difference arises from the initial recognition (other than in a business) of assets and liabilities in a transaction that affects neither the taxable profit nor the accounting profit. In addition, deferred tax liabilities are not recognised if the temporary difference arises from the initial recognition of goodwill. Recognize of Deferred Tax Liability (DTL)/ Deferred Tax Asset (DTA) for taxable temporary differences in cases where the initial recognition of an asset or liability results in equal taxable and deductible temporary differences.

Deferred tax liabilities are recognised for taxable temporary differences associated with investments in subsidiaries, except where the company is able to control the reversal of the temporary difference and it is probable that the temporary difference will not reverse in the foreseeable future. Deferred tax assets arising from deductible temporary differences associated with such investments and interests are only recognised to the extent that it is probable that there will be sufficient taxable profits against which to utilise the benefits of the temporary differences and they are expected to reverse in the foreseeable future.

The carrying amount of deferred tax assets is reviewed at the end of each reporting year and reduced to the extent that it is no longer probable that sufficient taxable profits will be available to allow all or part of the asset to be recovered.

Minimum Alternate Tax (MAT) paid in accordance with the tax laws, which gives future economic benefits in the form of adjustment to future income tax liability, is considered as a deferred tax asset if there is convincing evidence that the company will pay normal income tax. Accordingly, MAT is recognised as an asset in the Balance Sheet when it is probable that future economic benefit associated with it will flow to the company.



**JSW PARADIP TERMINAL PRIVATE LIMITED**  
**Notes to the Financial Statements as at and for the year ended March 31,**  
**2025**

Deferred tax assets and liabilities are measured at the tax rates that are expected to apply in the year in which the liability is settled or the asset realised, based on tax rates (and tax laws) that have been enacted or substantively enacted by the end of the reporting year.

Deferred tax assets and deferred tax liabilities are offset if a legally enforceable right exists to set off current tax assets against current tax liabilities and the deferred taxes relate to the same taxable entity and the same taxation authority.

**Current and Deferred Tax for the year**

Current and deferred tax are recognised in profit or loss, except when they are relating to items that are recognised in other comprehensive income or directly in equity, in which case, the current and deferred tax are also recognized in other comprehensive income or directly in equity respectively. Where current tax or deferred tax arises from the initial accounting for a business, the tax effect is included in the accounting for the business.

Deferred tax assets and liabilities are offset when they relate to income taxes levied by the same taxation authority and the relevant entity intends to settle its current tax assets and liabilities on a net basis.

**XVI. Inventories**

Items of inventories are measured at lower of cost and net realisable value after providing for obsolescence, if any, Cost is determined by the weighted average cost method. Net realisable value represents the estimated selling price for inventories less all estimated costs of completion and costs necessary to make the sale. Cost of inventories includes cost of purchase price, cost of conversion and other cost incurred in bringing the inventories to their present location and condition.

**XVII. Financial Instruments**

Financial instrument is any contract that gives rise to a financial asset of one entity and a financial liability or equity instrument of another entity.

Financial assets and financial liabilities are recognised when the company becomes a party to the contractual provisions of the instruments.

Financial assets and financial liabilities are initially measured at fair value. Transaction costs that are directly attributable to the acquisition or issue of financial assets and financial liabilities (other than financial assets and financial liabilities at fair value through Statement of Profit and Loss (FVTPL)) are added to or deducted from the fair value of the financial assets or financial



**JSW PARADIP TERMINAL PRIVATE LIMITED**  
**Notes to the Financial Statements as at and for the year ended March 31,**  
**2025**

liabilities, as appropriate, on initial recognition. Transaction costs directly attributable to the acquisition of financial assets or financial liabilities at fair value through profit and loss are recognised immediately in Statement of Profit and Loss.

**a) Investments and other financial assets:**

**Initial recognition and measurement**

Financial assets are recognised when the company becomes a party to the contractual provisions of the instrument. Financial assets are recognised initially at fair value plus, in the case of financial assets not recorded at fair value through profit or loss, transaction costs that are attributable to the acquisition or issue of the financial asset. Purchases and sales of financial assets are recognised on the trade date, which is the date on which the company becomes a party to the contractual provisions of the instrument.

**Classification of Financial Assets**

Financial assets are classified, at initial recognition and subsequently measured at amortised cost, fair value through other comprehensive income (OCI) and fair value through profit and loss.

A financial asset is measured at amortised cost if it meets both of the following conditions and is not designated at FVTPL:

- i) The asset is held within a business model whose objective is to hold assets to collect contractual cash flows; and
- ii) The contractual terms of the financial asset give rise on specified dates to cash flows that are solely payments of principal and interest on the principal amount outstanding.

The classification depends on the Company's business model for managing the financial assets and the contractual terms of the cash flows.

A debt instrument is classified as FVTOCI only if it meets both of the following conditions and is not recognised at FVTPL;

- The asset is held within a business model whose objective is achieved by both collecting contractual cash flows and selling financial assets; and
- The contractual terms of the financial asset give rise on specified dates to cash flows that are solely payments of principal and interest on the principal amount outstanding.

Debt instruments included within the FVTOC category are measured initially as well as at each reporting date at fair value. Fair value movement are recognised in the Other Comprehensive Income (OCI). However, the company recognises interest income, impairment losses & reversals and foreign exchange gain or loss in the Statement of Profit and Loss. On derecognition of the asset, cumulative gain or loss previously recognised in OCI is reclassified



**JSW PARADIP TERMINAL PRIVATE LIMITED**  
**Notes to the Financial Statements as at and for the year ended March 31,**  
**2025**

from the equity to Statement of Profit and Loss. Interest earned whilst holding FVTOCI debt instrument is reported as interest income using the EIR method.

All equity investments in scope of Ind AS 109 are measured at fair value. Equity instruments which are held for trading and contingent consideration recognised by an acquirer in a business to which Ind AS 103 applies are classified as at FVTPL. For all other equity instruments, the company may make an irrevocable election to present in other comprehensive income subsequent changes in the fair value. The company makes such election on an instrument-by-instrument basis. The classification is made on initial recognition and is irrevocable. The equity instruments which are strategic investments and held for long term purposes are classified as FVTOCI. If the company decides to classify an equity instrument as at FVTOCI, then all fair value changes on the instrument, excluding dividends, are recognised in the OCI. There is no recycling of the amounts from OCI to Statement of Profit and Loss, even on sale of investment. However, the company may transfer the cumulative gain or loss within equity

Equity instruments included within the FVTPL category are measured at fair value with all changes recognised in the Statement of Profit and Loss.

All other financial assets are classified as measured at FVTPL.

In addition, on initial recognition, the company may irrevocably designate a financial asset that otherwise meets the requirements to be measured at amortised cost or at FVTOCI or at FVTPL if doing so eliminates or significantly reduces an accounting mismatch that would otherwise arise.

Financial assets at FVTPL are measured at fair value at the end of each reporting year, with any gains and losses arising on remeasurement recognised in statement of profit and loss. The net gain or loss recognised in statement of profit and loss incorporates any dividend or interest earned on the financial asset and is included in the other income' line item. Dividend on financial assets at FVTPL is recognised when:

- The company's right to receive the dividends is established,
- It is probable that the economic benefits associated with the dividends will flow to the entity,
- The dividend does not represent a recovery of part of cost of the investment and the amount of dividend can be measured reliably.

**Derecognition of Financial Assets**



## **JSW PARADIP TERMINAL PRIVATE LIMITED**

### **Notes to the Financial Statements as at and for the year ended March 31, 2025**

The company derecognises a financial asset when the contractual rights to the cash flows from the asset expire, or when it transfers the financial asset and substantially all the risks and rewards of ownership of the asset to another party.

#### **Impairment**

The company applies the expected credit loss model for recognizing impairment loss on financial assets measured at amortised cost, debt instruments at FVTOCI, lease receivables, trade receivables, other contractual rights to receive cash or other financial asset, and financial guarantees not designated as at FVTPL.

Expected credit losses are the weighted average of credit losses with the respective risks of default occurring as the weights. Credit loss is the difference between all contractual cash flows that are due to the company in accordance with the contract and all the cash flows that the company expects to receive (i.e. all cash shortfalls), discounted at the original effective interest rate (or credit-adjusted effective interest rate for purchased or originated credit-impaired financial assets). The company estimates cash flows by considering all contractual terms of the financial instrument (for example, prepayment, extension, call and similar options) through the expected life of that financial instrument.

The company measures the loss allowance for a financial instrument at an amount equal to the lifetime expected credit losses if the credit risk on that financial instrument has increased significantly since initial recognition. If the credit risk on a financial instrument has not increased significantly since initial recognition, the company measures the loss allowance for that financial instrument at an amount equal to 12-month expected credit losses. 12-month expected credit losses are portion of the life-time expected credit losses and represent the lifetime cash shortfalls that will result if default occurs within the 12 months after the reporting date and thus, are not cash shortfalls that are predicted over the next 12 months.

If the company measured loss allowance for a financial instrument at lifetime expected credit loss model in the previous period, but determines at the end of a reporting period that the credit risk has not increased significantly since initial recognition due to improvement in credit quality as compared to the previous period, the Company again measures the loss allowance based on 12-month expected credit losses.

When making the assessment of whether there has been a significant increase in credit risk since initial recognition, the company uses the change in the risk of a default occurring over the expected life of the financial instrument instead of the change in the amount of expected credit losses. To make that assessment, the company compares the risk of a default occurring on the financial instrument as at the reporting date with the risk of a default occurring on the financial instrument as at the date of initial recognition and considers reasonable and supportable information, that is available without undue cost or effort, that is indicative of significant increases in credit risk since initial recognition.

For trade receivables or any contractual right to receive cash or another financial asset that result from transactions that are within the scope of Ind AS 115, the company always measures the loss allowance at an amount equal to lifetime expected credit losses.



## **JSW PARADIP TERMINAL PRIVATE LIMITED**

### **Notes to the Financial Statements as at and for the year ended March 31, 2025**

Further, for the purpose of measuring lifetime expected credit loss allowance for trade receivables, the company has used a practical expedient as permitted under Ind AS 109. This expected credit loss allowance is computed based on a provision matrix which takes into account historical credit loss experience and adjusted for forward-looking information.

The impairment requirements for the recognition and measurement of a loss allowance are equally applied to debt instruments at FVTOCI except that the loss allowance is recognised in other comprehensive income and is not reduced from the carrying amount in the balance sheet.

The company has performed sensitivity analysis on the assumptions used and based on current indicators of future economic conditions, the company expects to recover the carrying amount of these assets.

#### **Effective Interest Method**

The effective interest method is a method of calculating the amortised cost of a debt instrument and of allocating interest income over the relevant year. The effective interest rate is the rate that exactly discounts estimated future cash receipts (including all fees and points paid or received that form an integral part of the effective interest rate, transaction costs and other premiums or discounts) through the expected life of the debt instrument, or, where appropriate, a shorter year, to the net carrying amount on initial recognition.

Income is recognised on an effective interest basis for debt instruments other than those financial assets classified as at FVTPL. Interest income is recognised in profit or loss and is included in the 'Other income' line item.

#### **b) Financial Liabilities & Equity Instruments**

##### **Classification as Debt or Equity**

Debt and equity instruments issued by the company are classified as either financial liabilities or as equity in accordance with the substance of the contractual arrangements and the definitions of a financial liability and an equity instrument.

##### **Equity Instruments**

An equity instrument is any contract that evidences a residual interest in the assets of an entity after deducting all of its liabilities. Equity instruments issued by the company are recognised at the proceeds received, net of direct issue costs.

Repurchase of the company's own equity instruments is recognised and deducted directly in equity. No gain or loss is recognised in Statement of Profit and Loss on the purchase, sale, issue or cancellation of the company's own equity instruments

##### **Financial Liabilities**

Financial liabilities are classified as either financial liabilities 'at FVTPL' or 'other financial liabilities'.



h

# **JSW PARADIP TERMINAL PRIVATE LIMITED**

## **Notes to the Financial Statements as at and for the year ended March 31, 2025**

Initial recognition and measurement financial liabilities are recognised when the company becomes a party to the contractual provisions of the instrument. Financial liabilities are initially measured at fair value.

### **Financial liabilities at FVTPL:**

Financial liabilities are classified as at FVTPL when the financial liability is either held for trading or it is designated as at FVTPL.

A financial liability is classified as held for trading if:

- It has been incurred principally for the purpose of repurchasing it in the near term; or
- on initial recognition it is part of a portfolio of identified financial instruments that the company manages together and has a recent actual pattern of short-term profit-taking; or
- it is a derivative that is not designated and effective as a hedging instrument.

A financial liability other than a financial liability held for trading may be designated as at FVTPL upon initial recognition if:

- such designation eliminates or significantly reduces a measurement or recognition inconsistency that would otherwise arise;
- the financial liability forms part of a company of financial assets or financial liabilities or both, which is managed and its performance is evaluated on a fair value basis, in accordance with the company's documented risk management or investment strategy, and information about the grouping is provided internally on that basis; or
- it forms part of a contract containing one or more embedded derivatives, and Ind AS 109 permits the entire combined contract to be designated as at FVTPL in accordance with Ind AS 109.

Financial liabilities at FVTPL are stated at fair value with any gains or losses arising on remeasurement recognised in Statement of Profit and Loss. The net gain or loss recognised in the statement of Profit and Loss incorporates an interest paid on the financial liability and is include in the statement of Profit and Loss. For liabilities designated as FVTPL, fair value gains/losses attributable to changes in own credit risk are recognised in OCI.

The company derecognises financial liabilities when, and only when, the company's obligations are discharged, cancelled or they expire. The difference between the carrying amount of the financial liability derecognised and the consideration paid and payable is recognised in the Statement of Profit and Loss.



**JSW PARADIP TERMINAL PRIVATE LIMITED**  
**Notes to the Financial Statements as at and for the year ended March 31,**  
**2025**

Other financial liabilities:

The company enters into deferred payment arrangements (acceptances) whereby overseas lenders such as banks and other financial institutions make payments to supplier's banks for import of raw materials and property, plant and equipment. The banks and financial institutions are subsequently repaid by the company at a later date providing working capital benefits. These arrangements are in the nature of credit extended in normal operating cycle and these arrangements for raw materials are recognised as Acceptances (under trade payables) and arrangements for property, plant and equipment are recognised as borrowings. Interest borne by the company on such arrangements is accounted as finance cost. Other financial liabilities are subsequently measured at amortised cost using the effective interest method

**Derecognition of Financial Liabilities:** A financial liability is derecognized when the obligation specified in the contract is discharged, cancelled or expires. An exchange between a lender of debt instruments with substantially different terms is accounted for as an extinguishment of the original financial liability and the recognition of a new financial liability. Similarly, a substantial modification of the terms of an existing financial liability (whether or not attributable to the financial difficulty of the debtor) is accounted for as an extinguishment of the original financial liability and the recognition of a new financial liability. The difference between the carrying amount of the financial liability derecognised and the consideration paid and payable is recognised in the Statement of Profit or Loss.

**Offsetting financial instruments**

Financial assets and liabilities are offset and the net amount is reported in the Balance Sheet where there is a legally enforceable right to offset the recognised amounts and there is an intention to settle on a net basis or realise the asset and settle the liability simultaneously. The legally enforceable right must not be contingent on future events and must be enforceable in the normal course of business and in the event of default, insolvency or bankruptcy of the company or the counterparty.

**Reclassification of financial assets**

The company determines classification of financial assets and liabilities on initial recognition. After initial recognition, no reclassification is made for financial assets which are equity instruments and financial liabilities. For financial assets which are debt instruments, a reclassification is made only if there is a change in the business model for managing those assets. Changes to the business model are expected to be infrequent. The company's senior management determines change in the company business model as a result of external or internal changes which are significant to the's operations. Such changes are evident to external parties. A change in the business model occurs when the company either begins or ceases to perform an activity that is significant to its operations. If the company reclassifies financial assets, it applies the reclassification prospectively from the reclassification date which is the first day of the immediately next reporting year following the change in business model. The company does not restate any previously recognised gains, losses (including impairment gains or losses) or interest.



# JSW PARADIP TERMINAL PRIVATE LIMITED

## Notes to the Financial Statements as at and for the year ended March 31, 2025

	Original classification	Revised classification	Accounting treatment
	Amortised cost	FVTPL	Fair value is measured at reclassification date. Difference between previous amortised cost and fair value is recognised in Statement of Profit and Loss.
	FVTPL	Amortised Cost	Fair value at reclassification date becomes its new gross carrying amount. EIR is calculated based on the new gross carrying amount.
	Amortised cost	FVTOCI	Fair value is measured at reclassification date. Difference between previous amortised cost and fair value is recognised in OCI. No change in EIR due to reclassification.
XVIII. P r o v i s i o n s  C o n t i n g	FVTOCI	Amortised cost	Fair value at reclassification date becomes its new amortised cost carrying amount. However, cumulative gain or loss in OCI is adjusted against fair value. Consequently, the asset is measured as if it had always been measured at amortised cost.
	FVTPL	FVTOCI	Fair value at reclassification date becomes its new carrying amount. No other adjustment is required.
	FVTOCI	FVTPL	Assets continue to be measured at fair value. Cumulative gain or loss previously recognised in OCI is reclassified to Statement of Profit and Loss at the reclassification date.

**ent assets and Commitments**

A provision is recognised when the company has a present obligation (legal or constructive), as a result of past events and it is probable that an outflow of resources, that can be reliably estimated, will be required to settle such an obligation. .

When the expects some or all of a provision to be reimbursed, for example, under an insurance contract, the reimbursement is recognized as a separate asset, but only when the reimbursement is virtually certain. The expense relating to a provision is presented in the statement of profit and loss net of any reimbursement.

The amount recognised as a provision is the best estimate of the consideration required to settle the present obligation at the end of the reporting period, taking into account the risks and uncertainties surrounding the obligation. When a provision is measured using the cash flows estimated to settle the present obligation, its carrying amount is the present value of those cash flows (when the effect of the time value of money is material).



**JSW PARADIP TERMINAL PRIVATE LIMITED**  
**Notes to the Financial Statements as at and for the year ended March 31,**  
**2025**

When some or all of the economic benefits required to settle a provision are expected to be recovered from a third party, a receivable is recognised as an asset if it is virtually certain that reimbursement will be received and the amount of the receivable can be measured reliably.

If the effect of the time value of money is material, provisions are discounted using a current pre-tax rate that reflects, when appropriate, the risks specific to the liability. When discounting is used, the increase in the provision due to the passage of time is recognized as a finance cost.

Onerous Contracts - Present obligations arising under onerous contracts are recognised and measured as provisions. An onerous contract is considered to exist where the company has a contract under which the unavoidable costs of meeting the obligations under the contract exceed the economic benefits expected to be received from the contract. The unavoidable costs under a contract reflect the least net cost of exiting from the contract, which is the lower of the cost of fulfilling it and any compensation or penalties arising from failure to fulfil it. The cost of fulfilling a contract comprises the costs that relate directly to the contract (i.e., both incremental costs and an allocation of costs directly related to contract activities).

Provisions are reviewed at each Balance Sheet date.

**XIX. Contingent Assets**

A contingent asset is a possible asset that arises from past events and whose existence will be confirmed only by the occurrence or non-occurrence of one or more uncertain future events not wholly within the control of the entity. Commitments are future liabilities for contractual expenditure, classified and disclosed as follows:

- (a) estimated amount of contracts remaining to be executed on capital account and not provided for;
- (b) uncalled liability on shares and other investments partly paid;
- (c) funding related commitment to associate and joint venture companies; and
- (d) other non-cancellable commitments, if any, to the extent they are considered material and relevant in the opinion of management.

Contingent assets are reviewed at each Balance Sheet date.

**XX. Contingent Liabilities**

Disclosure of contingent liability is made when there is a possible obligation arising from past events, the existence of which will be confirmed only by the occurrence or non-occurrence of one

or more uncertain future events not wholly within the control of the company or a present obligation

that arises from past events where it is either not probable that an outflow of resources embodying economic benefits will be required to settle or a reliable estimate of amount cannot be made.

Contingent liabilities are reviewed at each Balance Sheet date.



## **JSW PARADIP TERMINAL PRIVATE LIMITED**

### **Notes to the Financial Statements as at and for the year ended March 31, 2025**

#### **XXI. Cash and Cash Equivalents**

Cash and short-term deposits in the Balance Sheet comprise cash at banks, cheque on hand, short-term deposits with a maturity of three months or less from the date of acquisition, which are subject to an insignificant risk of changes in value.

For the purpose of the Statement of cash flows Cash and cash equivalents comprise cash at banks and on hand, short-term deposits with an original maturity of three months or less and liquid investments, which are subject to insignificant risk of changes in value. .

#### **XXII. Statement of Cash Flow**

Statement of Cash Flows is prepared using the indirect method segregating the cash flows into operating, investing and financing activities. Cash flow from operating activities is reported using indirect method.

Adjusting the net profit for the effects of:

- changes during the period in inventories and operating receivables and payables, transactions of a non-cash nature
- non-cash items such as depreciation, provisions, and unrealised foreign currency gains and losses etc.; and
- all other items for which the cash effects are investing or financing cash flows

Cash and cash equivalents comprise cash at banks and on hand, short-term deposits with an original maturity of three months or less and liquid investments, which are subject to insignificant risk of changes in value.

#### **XXIII. Earnings per Equity Share**

Basic earnings per share is computed by dividing the profit / loss after tax by the weighted average number of equity shares outstanding during the year. The weighted average number of equity shares outstanding during the year is adjusted for treasury shares, bonus issue, bonus element in a rights issue to existing shareholders, share split and reverse share split (consolidation of shares).

Diluted earnings per share is computed by dividing the profit / loss after tax as adjusted for dividend, interest and other charges to expense or income (net of any attributable taxes) relating to the dilutive potential equity shares, by the weighted average number of equity shares considered for deriving basic earnings per share and the weighted average number of equity shares which could have been issued on the conversion of all dilutive potential equity shares including the treasury shares held by the company to satisfy the exercise of the share options by the employees.

#### **XXIV. Segment Reporting**



**JSW PARADIP TERMINAL PRIVATE LIMITED**  
**Notes to the Financial Statements as at and for the year ended March 31, 2025**

Operating segments are reported in a manner consistent with the internal reporting provided to the chief operating decision maker.

The Board of directors of the Company has been identified as the Chief Operating Decision Maker which reviews and assesses the financial performance and makes the strategic decisions.

**XXV. Current and Non-Current Classification**

The company presents assets and liabilities in the balance sheet based on current and non-current classification.

An asset is classified as current when it satisfies any of the following criteria:

- Expected to be realized or intended to be sold or consumed in company normal operating cycle; Held primarily for the purpose of trading;
  - Expected to be settled within twelve months after the reporting period or
  - Cash or cash equivalents unless restricted from being exchanged or used to settle a liability for at least twelve months after the reporting period.
- All other assets are classified as non-current.

A liability is classified as current when it satisfies any of the following criteria:

- It is expected to be settled in company normal operating cycle;
- It is held primarily for the purpose of trading;
- it is due to be settled within twelve months after the reporting date; or the Company does not have an unconditional right to defer settlement of the liability for at least twelve months after the reporting date. Terms of a liability that could, at the option of the counterparty, result in its settlement by the issue of equity instruments do not affect its classification.

The Company classifies all other liabilities as non-current.

**XXVI. Key sources of estimation uncertainty and critical accounting judgements**

The preparation of financial statements, in conformity with Ind AS requires management to make judgements, estimates and assumptions that affect the application of accounting policies and the reported amounts of assets, liabilities, income and expenses. The management bases its estimates on historical experience and various other assumptions that are believed to be reasonable under the circumstances. Actual results may differ from those estimates.

The estimates and underlying assumptions are reviewed on an ongoing basis. Revisions to accounting estimates are recognized in the period in which the estimates are revised and in any future periods affected. In particular, information about significant areas of estimation, uncertainty and critical judgements in applying accounting policies that have the most significant effect on the amounts recognized in the Financial Statements is included in the following notes:



## JSW PARADIP TERMINAL PRIVATE LIMITED

### Notes to the Financial Statements as at and for the year ended March 31, 2025

#### a. Property, plant and equipment

The charge in respect of periodic depreciation is derived after determining an estimate of an asset's expected useful lives and the expected residual value at the end of its lives. The useful lives and residual values of company's assets are determined by Management at the time the asset is acquired and reviewed periodically, including at each financial year end. The lives are based on historical experience with similar assets as well as anticipation of future events, which may impact their life, such as changes in technology. Such lives are dependent upon an assessment of both the technical lives of the assets, and also their likely economic lives based on various internal and external factors including relative efficiency, the operating conditions of the asset, anticipated technological changes, historical trend of plant load factor, historical planned and scheduled maintenance. It is possible that the estimates made based on existing experience are different from the actual outcomes and could cause a material adjustment to the carrying amount of property, plant and equipment.

#### b. Recognition of Deferred Tax Assets

The company have tax jurisdictions i.e. at India. Significant judgements are involved in determining the provision for income taxes.

Deferred tax assets are recognized for unused tax losses to the extent that it is probable that taxable profit will be available against which the losses can be utilized. Significant management judgement is required to determine the amount of deferred tax assets that can be recognised, based upon the likely timing and the level of future taxable profits together with future tax planning strategies. The amount of the deferred income tax assets considered realizable, however, could change if estimates of future taxable income changes in the future.

MAT is assessed on book profits adjusted for certain items as compared to the adjustments followed for assessing regular income tax under normal provisions. MAT paid in excess of regular income tax during a year can be set off against regular income taxes within a specified period in which MAT credit arises, subject to the limits prescribed.

#### c. Defined benefit plans

The cost of the defined benefit plan and other post-employment benefits and the present value of such obligation are determined using actuarial valuations. An actuarial valuation involves making various assumptions that may differ from actual developments in the future. These include the determination of the discount rate, future salary increases, mortality rates and attrition rate. Due to the complexities involved in the valuation and its long-term nature, a defined benefit obligation is highly sensitive to changes in these assumptions. All assumptions are reviewed at each reporting date.

#### d. Fair Value Measurement

When the fair values of financial assets and financial liabilities recorded or disclosed in the financial statements cannot be measured based on quoted prices in active markets, their fair value is measured using valuation techniques which involve various judgements and assumptions including the Discounted Cash Flows model. The inputs to these models are taken from observable markets where possible, but where this is not feasible, a degree of judgment



**JSW PARADIP TERMINAL PRIVATE LIMITED**  
**Notes to the Financial Statements as at and for the year ended March 31, 2025**

is required in establishing fair values. Judgements include consideration of inputs such as liquidity risk, credit risk and volatility.

**e. Impairment of Financial Assets and Non-Financial Assets**

The impairment provisions for Financial Assets are based on assumptions about risk of default and expected cash loss rates. The company uses judgement in making these assumptions and selecting the inputs to the impairment calculation, based on company's past history, existing market conditions as well as forward looking estimates at the end of each reporting period.

In case of non-financial assets, the company estimates asset's recoverable amount, which is higher of an assets or Cash Generating Units (CGU's) fair value less costs of disposal and its value in use.

In assessing value in use, the estimated future cash flows are discounted to their present value using pre-tax discount rate that reflects current market assessments of the time value of money and the risks specific to the asset. In determining fair value less costs of disposal, recent market transactions are taken into account, if no such transactions can be identified, an appropriate valuation model is used.

**f. Contingencies**

In the normal course of business, contingent liabilities may arise from litigation and other claims against the company. Potential liabilities that are possible but not probable of crystallising or are very difficult to quantify reliably are treated as contingent liabilities. Such liabilities are disclosed in the notes but are not recognized. The cases which have been determined as remote by the company are not disclosed.

Contingent assets are neither recognized nor disclosed in the financial statements unless when an inflow of economic benefits is probable.

**g. Provision for Site Restoration**

Provision for site restoration is estimated case by- case based on available information, taking into account applicable local legal requirements. The estimation is made using existing technology, at current prices, and discounted using an appropriate discount rate where the effect of time value of money is material. Management reviews all assumptions annually and any changes is accounted accordingly.

**h. Provisions**

The timing of recognition and quantification of the liability requires the application of judgement to existing facts and circumstances, which can be subject to change. The carrying amounts of provisions and liabilities are reviewed regularly and revised to take account of changing facts and circumstances.

**i. Impairment of Goodwill**



**JSW PARADIP TERMINAL PRIVATE LIMITED**  
**Notes to the Financial Statements as at and for the year ended March 31,**  
**2025**

Determining whether the goodwill acquired in business are impaired, requires an estimate of recoverable amount of the company's cash Generating unit (or company's of cash generating units). In considering the recoverable value of cash generating unit, the management have anticipated the future benefits to arise from available resources, discount rates and other factors of the underlying unit. If the recoverable amount of cash generating unit is less than its carrying amount, the impairment loss is allocated first to reduce the carrying amount of any goodwill allocated to the unit and then to the other assets of the unit pro rata based on the carrying amount of each asset in the unit. Any Impairment loss for goodwill is recognised directly in the Statement of Profit and Loss.

**XXVII. Recent Accounting Pronouncements**

Ministry of Corporate Affairs ("MCA") notifies new standards or amendments to the existing standards under Companies (Indian Accounting Standards) Rules as issued from time to time. For the year ended March 31, 2025, MCA has notified Ind AS – 117 Insurance Contracts and amendments to Ind AS 116 – Leases, relating to sale and leaseback transactions, applicable to the Group w.e.f. April 1, 2024. The Group has reviewed the new pronouncements and based on its evaluation has determined that it does not have any significant impact in its financial statements.



W

**JSW PARADIP TERMINAL PRIVATE LIMITED**

Notes to the Financial Statements as at 31st March, 2025

**NOTE 3:- PROPERTY, PLANT AND EQUIPMENT**

₹ in Lakhs

Particulars	Freehold land	Furniture and fittings	Office equipments	Computer	Total
Cost/Deemed Cost					
As at 31st March, 2023	7.51	79.87	148.86	23.48	259.71
Additions	-	0.42	4.84	5.87	11.13
Deductions	-	-	-	-	-
AS at 31st March, 2024	7.51	80.29	153.70	29.35	270.84
Additions	-	12.11	16.57	0.55	29.23
Deductions	-	-	-	-	-
AS at 31st March, 2025	7.51	92.40	170.27	29.90	300.07
Accumulated Depreciation and Impairment					
As at 31st March, 2023	-	41.00	70.33	19.74	131.07
Depreciation	-	7.69	24.11	2.69	34.49
Disposals	-	-	-	-	-
As at 31st March, 2024	-	48.69	94.44	22.43	165.56
Depreciation	-	7.91	24.46	2.44	34.81
Disposals	-	-	-	-	-
As at 31st March, 2025	-	56.60	118.90	24.87	200.37
Net book value					
As at 31st March, 2025	7.51	35.80	51.37	5.03	99.70
As at 31st March, 2024	7.51	31.60	59.26	6.92	105.28

a) The title deeds of all the immovable properties (other than immovable properties where the company is the lessee and the lease agreement's and duly executed in the favour of the company) disclosed in the financial statement included in property, plant and equipment, are held in the name of the company as at the balance sheet date.

**NOTE 3:- CAPITAL WORK-IN-PROGRESS**

Capital work in Progress ageing as at :

₹ in Lakhs

Particulars	Amount in CWIP as at 31st March, 2025				
	Less than 1 year	1-2 years	2-3 years	More than 3 year	Total
Projects in progress	-	-	-	-	-
Projects temporarily suspended	-	-	-	-	-
<b>Total</b>	-	-	-	-	-

Particulars	Amount in CWIP as at 31st March, 2024				
	Less than 1 year	1-2 years	2-3 years	More than 3 year	Total
Projects in progress	0.19	-	-	-	0.19
Projects temporarily suspended	-	-	-	-	-
<b>Total</b>	<b>0.19</b>	-	-	-	<b>0.19</b>

**Notes:**

- There are no projects whose completion is overdue or has exceeded its cost compared to its original plan.
- Amount transferred to property, plant and equipment during the year ended 31st March, 2025 ₹ 0.19 (FY 2024 ₹ Nil)

**NOTE 4:- RIGHT-OF-USE ASSETS AND LEASE LIABILITY**

₹ in Lakhs

Particulars	Lease Hold Land	Vehicle	Total
Gross carrying value			
As at 1st April, 2023	965.44	-	965.44
Additions	-	-	-
Deductions	-	-	-
As at 31st March, 2024	965.44	-	965.44
Additions	-	23.42	23.42
Deductions	-	-	-
As at 31st March, 2025	965.44	23.42	988.86
Accumulated Depreciation :			
As at 1st April, 2023	143.04	-	143.04
Depreciation	35.76	-	35.76
Disposals	-	-	-
As at 31st March, 2024	178.80	-	178.80
Depreciation	35.76	0.84	36.59
Disposals	-	-	-
As at 31st March, 2025	214.55	0.84	215.39
Net book value			
As at 31st March, 2025	750.89	22.58	773.47
As at 31st March, 2024	786.64	-	786.64



As a part of concession agreement for development of port and related infrastructure at Odisha, the Company has been allotted land on lease basis by Paradip Port Trust. The Company has recorded rights at present value of future annual lease payments in the books and classified the same as lease hold land.

**Lease Liabilities**

The company has taken various assets on lease and recognised lease liability in respect of these assets. Reconciliation of the lease liabilities is as below :

Particulars	₹ in Lakhs	
	Lease Hold Land	Vehicle
<b>As at 1st April, 2023</b>	845.80	-
Additions	-	-
Interest accrued	-	-
Lease principal payments	78.24	-
Lease interest payment	(11.76)	-
Advance Lease Rent Paid	(78.24)	-
<b>At 31st March, 2024</b>	834.04	-
Additions	-	23.42
Interest accrued	-	0.31
Lease principal payments	77.15	(0.78)
Lease interest payment	(12.85)	(0.31)
Advance Lease Rent Paid	(77.15)	(0.31)
<b>At 31st March, 2025</b>	821.19	22.63

**Breakup of lease liabilities**

Particulars	₹ in Lakhs	
	As at 31st March, 2025	As at 31st March, 2024
<b>Disclosed as:</b>		
Current		
Non Current	16.67	12.85
<b>Total</b>	827.15	821.19
	843.82	834.04

1. Lease hold and vehicle have been taken on lease by the Company. The terms of lease rent are for the period ranging from 7 years to 30 years depending on the lease agreement with the lessor. Such leases are renewable by mutual consent. There is no contingent rent, no sub-leases and no restrictions imposed by the lease arrangements.

2. The Minimum Lease rentals and Present value of minimum lease payments in respect of right of use assets acquired under leases are as follows:

Particulars	As at 31st March, 2025		As at 31st March, 2024	
	Minimum payments	Present value of payments	Minimum payments	Present value of payments
	Less than 1 year	94.36	16.67	90.00
1 - 5 years	385.08	90.41	360.00	64.45
More than 5 years	1,440.01	736.74	1,530.00	756.73
Total minimum lease payment	1,919.45	843.82	1,980.00	834.03
Less: Amounts representing finance charges	(1,075.62)	-	(1,145.97)	-
<b>Total</b>	843.82	843.82	834.03	834.03

3. The Company has recognized ₹ 30.19 Lakhs for the year ended March, 2025 (FY 2024: ₹ 16.10 Lakhs) as rent expenses during the year which pertains to short term lease/ low value asset which was not recognized as part of right-of-use asset.

4. The Company does not face a significant liquidity risk with regard to its lease liabilities as the current assets are sufficient to meet the obligations related to lease liabilities as and when they fall due.



## NOTE 5:- OTHER INTANGIBLE ASSETS

Particulars	₹ in Lakhs		
	Port infrastructure rights	Software	Total
Cost/deemed Cost:			
As at 1st April, 2023			
Additions	69,076.92	75.20	69,119.85
Deductions	208.24	1.28	209.52
As at 31st March, 2024			
Additions	69,285.16	76.48	69,361.64
Deductions	321.81	22.03	343.84
As at 31st March, 2025			
Accumulated amortisation & impairment	69,606.96	98.51	69,705.48
As at 1st April, 2023			
Amortisation	11,881.25	47.41	11,928.66
Disposals	3,711.55	23.54	3,735.09
As at 31st March, 2024			
Amortisation	15,592.80	70.95	15,663.75
Disposals	3,720.76	6.89	3,727.65
As at 31st March, 2025			
Net book value	19,313.56	77.84	19,391.40
As at 31st March, 2025			
As at 31 March, 2024	50,293.40	20.67	50,314.08
As at 31 March, 2025	53,692.36	5.53	53,697.89

## NOTE 6:- INTANGIBLE ASSETS UNDER DEVELOPMENT

## Intangible assets under development ageing

Particulars	Amount in Intangible assets under development at 31st March, 2025				
	Less than 1 year	1-2 years	2-3 years	More than 3 year	Total
Projects in progress	144.15	-	-	-	144.15
Projects temporarily suspended	-	-	-	-	-
Total	144.15	-	-	-	144.15

Particulars	Amount in Intangible assets under development 31st March, 2024				
	Less than 1 year	1-2 years	2-3 years	More than 3 year	Total
Projects in progress	80.78	-	-	-	80.78
Projects temporarily suspended	-	-	-	-	-
Total	80.78	-	-	-	80.78

## Notes:

- 1) There are no projects whose completion is overdue or has exceeded its cost compared to its original plan
- 2) There are no temporary suspended projects.
- 3) Amount transferred to other intangible assets during the period 245.97 lakhs (PY.137.60 lakhs)



**NOTE 7:- TAXATION**

Indian companies are subject to Indian income tax on a standalone basis. For each fiscal year, the entity profit and loss is subject to the higher of the regular income tax payable or the Minimum Alternative Tax ("MAT"). Statutory income taxes are assessed based on book profits prepared under generally accepted accounting principles in India adjusted in accordance with the provisions of the (Indian) Income Tax Act, 1961. Statutory income tax is charged at 25% plus a surcharge and education cess. MAT is assessed on book profits adjusted for certain items as compared to the adjustments followed for assessing regular income tax under normal provisions. MAT for the fiscal year 2023-24 is charged at 15% plus a surcharge and education cess. MAT paid in excess of regular income tax during a year can be set off against regular income taxes within a period of fifteen years succeeding the fiscal year in which MAT credit arises subject to the limits prescribed. Business loss can be carried forward for a maximum period of eight assessment years immediately succeeding the assessment year to which the loss pertains. Unabsorbed depreciation can be carried forward for an indefinite period

Income tax related to items charged or credited directly to profit or loss account during the year

Particulars	₹ in Lakhs	
	As at 31st March, 2025	As at 31st March, 2024
<b>Current Tax:</b>		
Current income tax (a)	1,537.85	1,638.15
Income Tax Prior year	-	-
Current Tax (a)	1,537.85	1,638.15
<b>Deferred Tax:</b>		
Relating to origination and reversal of temporary differences (Restoration) / Reversal of MAT Credit Entitlement relating to earlier years on finalisation of Income Tax Returns	1,436.57	2,407.14
Tax (credit) under Minimum Alternative Tax	6.58	(106.40)
Deferred Tax provision/reversals for earlier years	(1,110.59)	(1,320.94)
<b>Deferred Tax (b)</b>	-	-
<b>Total Expenses reported in the statement of Profit and Loss (a+b)</b>	<b>332.57</b>	<b>979.80</b>
	<b>1,870.42</b>	<b>2,617.95</b>

A reconciliation of income tax expense applicable to accounting Profit / (Loss) before tax at the statutory income tax rate to recognised income tax expense for the year indicated are as follows:

Particulars	₹ in Lakhs	
	As at 31st March, 2025	As at 31st March, 2024
Profit/(Loss) before tax	8,839.50	9,356.87
Enacted tax rate in India	29.12%	29.12%
Expected income tax expense at statutory tax rate	2,574.06	2,724.72
Tax allowances	(469.99)	-
Tax (credit) attributable to prior year	(233.65)	(106.77)
Tax Holiday ( 80IA / 35 AD )	-	-
Tax expense for the year	1,870.42	2,617.96
Effective income tax rate	21.16%	27.98%
<b>Total</b>	<b>21.16%</b>	<b>27.98%</b>

Note 1 - The Company offsets deferred tax assets and liabilities if and only if it has a legally enforceable right to set off current tax assets and current tax liabilities and relates to income taxes levied by the same tax authority.

Note 2 - The Company expects to utilise the MAT credit within a period of 15 year

The following table provides the details of income tax assets and income tax liabilities as of 31st March, 2025 and 31st March, 2024:

Particulars	₹ in Lakhs	
	As at 31st March, 2025	As at 31st March, 2024
Income Tax Assets (net of provision for tax)	832.80	618.22
<b>Total</b>	<b>832.80</b>	<b>618.22</b>

Significant components of deferred tax assets / (liabilities), deductible temporary differences and unused tax losses recognised in the financial statements are as follows:

Particulars	As at 31st March, 2024	Recognised in profit and loss	Recognised in / reclassified from other comprehensive income	For the year ended 31st March, 2025
	<b>Deferred tax Assets:</b>			
Provision for employee benefits	29.87	(19.34)	-0.94	9.59
Unused tax losses	13,049.83	(2,421.98)	-	10,627.85
Others	-	-	-	-
MAT credit entitlement	1,731.59	1,104.00	-	2,835.59
<b>Total Assets</b>	<b>14,811.29</b>	<b>(1,337.32)</b>	<b>-0.94</b>	<b>13,473.03</b>
<b>Deferred tax Liabilities:</b>				
Property, plant and equipment and intangible assets	(15,189.71)	934.51	-	(14,255.20)
Others	(97.21)	70.22	-	(26.99)
<b>Total Liabilities</b>	<b>(15,286.92)</b>	<b>1,004.73</b>	<b>-</b>	<b>(14,282.19)</b>
<b>Total</b>	<b>(475.63)</b>	<b>(332.59)</b>	<b>(0.94)</b>	<b>(809.16)</b>



Particulars	As at 31st March, 2023	Recognised in profit and loss	Recognised in / reclassified from other comprehensive income	For the year ended 31st March, 2024
<b>Deferred tax Assets:</b>				
Provision for employee benefits	31.05	(6.67)	5.49	29.87
Unused tax losses	15,705.43	(2,655.60)	-	13,049.83
Others	107.12	(107.12)	-	-
MAT credit entitlement	304.25	1,427.34	-	1,731.59
<b>Total Assets</b>	<b>16,147.85</b>	<b>(1,342.05)</b>	<b>5.49</b>	<b>14,811.29</b>
<b>Deferred tax Liabilities:</b>				
Property, plant and equipment and intangible assets	(15,649.18)	459.47	-	(15,189.71)
Others	-	(97.21)	-	(97.21)
<b>Total Liabilities</b>	<b>(15,649.18)</b>	<b>362.26</b>	<b>-</b>	<b>(15,286.92)</b>
<b>Total</b>	<b>498.67</b>	<b>(979.79)</b>	<b>5.49</b>	<b>(475.63)</b>



JSW PARADIP TERMINAL PRIVATE LIMITED  
Notes to the Financial Statements as at 31st March, 2025

NOTE 8:- OTHER ASSETS ( UNSECURED, CONSIDERED GOOD)

₹ in Lakhs

Particulars	As at 31st March, 2025		As at 31st March, 2024	
	Non Current	Current	Non Current	Current
<b>Other than capital advances</b>				
Advance to Suppliers	-	32.59	-	102.94
Security Deposits	641.48	-	641.48	-
Prepayments	-	176.11	-	230.82
Indirects Tax Balances/ Recoverables/Credits	-	610.34	-	733.99
Other Advances	-	-	-	-
Less: Allowance for doubtful advances	-	-	-	-
<b>Total</b>	<b>641.48</b>	<b>819.04</b>	<b>641.48</b>	<b>1,067.76</b>
<b>Other Advances</b>	<b>641.48</b>	<b>819.04</b>	<b>641.48</b>	<b>1,067.76</b>
Considered Good	-	-	-	-
Considered Doubtful, Provided	-	-	-	-

\*Utility-Security Deposit includes Electricity, Railway etc.

NOTE 9:- INVENTORIES

₹ in Lakhs

Particulars	As at	As at
	31st March, 2025	31st March, 2024
<b>Inventories (At Cost or Net Realizable Value which ever is lower)</b>		
Stores, Spares and fuel	-	-
<b>Total</b>	<b>1,422.09</b>	<b>1,348.24</b>

Cost of inventory recognised as an expense during the year 31st March, 2025 ₹ 574.38. (FY 2024 ₹ 427.27 lakhs)

NOTE 10:- TRADE RECEIVABLES

₹ in Lakhs

Particulars	As at	As at
	31st March, 2025	31st March, 2024
Trade Receivables considered good - Secured	-	-
Trade Receivables considered good - Unsecured	-	-
Trade Receivables which have significant increase in credit risk	2,637.64	3,559.08
Less: Allowance for Expected credit risk	-	-
Trade Receivable credit impaired- unsecured	-	-
Less: Allowance for Expected credit risk	-	-
Unbilled Revenue	-	-
Less: Allowance for Expected credit risk	-	-
<b>Total</b>	<b>2,637.64</b>	<b>3,559.08</b>

Note

1 :Ageing as at 31st March, 2025 :

₹ in Lakhs

Particulars	Undisputed Trade receivables		Disputed Trade receivables	
	Considered good	Considered doubtful	Considered good	Considered doubtful
<b>Within the credit period</b>				
Outstanding for following periods from due date of payment				
Less than 6 months	-	-	-	-
6 months to 1 year	1,454.63	-	-	-
1 to 2 years	1,183.01	-	-	-
2 to 3 years	-	-	-	-
More than 3 years	-	-	-	-
Unbilled	-	-	-	-
<b>Total</b>	<b>2,637.64</b>	<b>-</b>	<b>-</b>	<b>-</b>
Less: Allowance for Expected credit risk (ECL)	-	-	-	-
<b>Total</b>	<b>2,637.64</b>	<b>-</b>	<b>-</b>	<b>-</b>



Ageing as at 31st March, 2024 :

Particulars	₹ in Lakhs			
	Undisputed Trade receivables		Disputed Trade receivables	
	Considered good	Considered doubtful	Considered good	Considered doubtful
Within the credit period				
Outstanding for following periods from due date of payment	1,913.66	-	-	-
Less than 6 months				
6 months to 1 year	1,569.72	-	-	-
1 to 2 years	75.70	-	-	-
2 to 3 years	-	-	-	-
More than 3 years	-	-	-	-
Unbilled	-	-	-	-
<b>Total</b>	<b>3,559.08</b>	<b>-</b>	<b>-</b>	<b>-</b>
Less: Allowance for Expected credit risk (ECL)	-	-	-	-
<b>Total</b>	<b>3,559.08</b>	<b>-</b>	<b>-</b>	<b>-</b>

Note 2 - The credit period on rendering of services ranges from 1 to 30 days with or without security.

Note 3 - Trade Receivables from related parties details has been described in note. 29

Note 4 - No trade receivables are due from directors or other officers of the Company either severally or jointly with any other person nor any trade receivables is due from firms or private companies in which any director is partner, a director or a member.

Note 5 - The Company does not generally hold any collateral or other credit enhancements over these balances nor does it have a legal right to offset against any amounts owed by the Group to the counterparty.

Note 6 - Credit risk management regarding trade receivables has been described in note 31

**NOTE 11:- CASH AND CASH EQUIVALENTS**

Particulars	₹ in Lakhs	
	As at 31st March, 2025	As at 31st March, 2024
<b>Balance with Banks:</b>		
In current accounts		
In term deposits with maturity less than 3 months at inception	369.34	14.39
<b>Total</b>	<b>369.34</b>	<b>14.39</b>

**NOTE 12:- BANK BALANCES OTHER THAN CASH and CASH EQUIVALENTS**

Particulars	₹ in Lakhs	
	As at 31st March, 2025	As at 31st March, 2024
<b>Earmarked balances with banks *</b>		
In Margin Money		
In Current and TRA accounts *	432.17	404
<b>Balances with Banks</b>	<b>377.54</b>	<b>9.62</b>
In term deposits with maturity more than 3 months but less than 12 months at inception		
<b>Total</b>	<b>1,579.68</b>	<b>11900.17</b>

\* Earmarked balances are kept as cash margin with Yes Bank Ltd.

\*₹ 377.54 Lakh is balance in Trust and Retention Account (TRA) account as on 31-03-2025 TRA agreement between Company, Lenders and Paradip Port Trust. Previous year balance as on 31-03-2024 ₹ 9.62 Lakhs

**NOTE 13:- OTHER FINANCIAL ASSETS (UNSECURED)**

Particulars	₹ in Lakhs			
	As at 31st March, 2025		As at 31st March, 2024	
	Non Current	Current	Non Current	Current
<b>Interest receivables on</b>				
-Fixed Deposits	-	24.94	-	144.30
Others	-	-	-	103.73
-Other	-	31.25	-	-
Less: Allowance for doubtful balances	-	-	-	-
<b>Notes:</b>				
Considered Good	-	56.20	-	248.03
Considered Doubtful, Provided	-	-	-	-
<b>Total</b>	<b>-</b>	<b>56.20</b>	<b>-</b>	<b>248.03</b>



NOTE 14: SHARE CAPITAL

Particulars	As at 31st March, 2025		As at 31st March, 2024	
	Number of shares	₹ in Lakhs	Number of shares	₹ in Lakhs
<b>Authorised</b>				
Equity share of the par value of ₹ 10 each				
<b>Total</b>	20,00,00,000	20,000.00	20,00,00,000	20,000.00
<b>Issued, subscribed and Paid up</b>				
Equity share of the par value of ₹ 10 each				
<b>Total</b>	15,00,00,000	15,000.00	15,00,00,000	15,000.00

(a) Reconciliation of the number of the shares outstanding at the beginning and at the end of the year

Issued, Subscribed and Paid up share capital	As at 31st March, 2025		As at 31st March, 2024	
	Number of shares	₹ in Lakhs	Number of shares	₹ in Lakhs
Balance at the beginning of the year				
Movement during the year	15,00,00,000	15,000.00	15,00,00,000	15,000.00
Balance at the end of the year				
	15,00,00,000	15,000.00	15,00,00,000	15,000.00

(b) Rights, preferences and restrictions attached to equity shares:

The Company has one class of share capital, i.e., equity shares having face value of ₹ 10/- per share (PY of ₹ 10 per share) Each holder of equity share is entitled to one vote per share. In the event of liquidation, the equity shareholders are eligible to receive the remaining assets of the Company after distribution of all preferential amounts, in proportion to their shareholding.

(c) Shareholders holding more than 5 % shares in the Company are set out below:

Particulars	As at 31st March, 2025		As at 31st March, 2024	
	No. of Shares	% of shareholding	No. of Shares	% of shareholding
JSW Infrastructure Limited	11,10,00,000	74.00%	11,10,00,000	74%
South West Port Limited	3,90,00,000	26.00%	3,90,00,000	26%
<b>Total</b>	15,00,00,000	100%	15,00,00,000	100%

(d) Promoters shareholding :

Particulars	As at 31st March, 2025		As at 31st March, 2024	
	No. of Shares	₹ in Lakhs	No. of Shares	₹ in Lakhs
JSW Infrastructure Limited	11,10,00,000	11,100.00	11,10,00,000	11,100.00
South West Port Limited	3,90,00,000	3,900.00	3,90,00,000	3,900.00
<b>Total</b>	15,00,00,000	15,000	15,00,00,000	15,000

There are no changes in share holding pattern of Promoters and Promoter group during the year.

(e) There are no shares reserved for issue under options and contracts / commitments for the sale of shares / disinvestment.

(f) There are no bonus shares issued during the period of five years immediately preceding the reporting date.

(g) There are no shares allotted as fully paid-up pursuant to contracts without payment being received in cash during the period of five years immediately preceding the date of the balance sheet.

NOTE 15:- OTHER EQUITY

Particulars	As at	As at
	31st March, 2025	31st March, 2024
Retained earnings		
Other Reserves	15,817.88	7,611.44
Equity settled share based payment reserve		
<b>Total</b>	957.80	1,834.75
	16,775.68	9,446.18

(i) Retained Earnings

Retained earnings are the profits that Company has earned till date, less any transfers to general reserve, dividends or other distributions paid to shareholder Retained earnings includes re-measurement loss/(gain) on defined benefit plans, net of taxes that will not be reclassified to Statement of Profit and Loss. Retained earnings are free reserves available to the Company.

(ii) Equity settled share based payment reserve

The Company offers ESOP, under which options to subscribe for the JSW Infrastructure Limited (Parent Company) share have been granted to certain employees and senior management. The share based payment reserve is used to recognise the value of equity settled share based payments provided as part of the ESOP scheme by its Parent Company.



**NOTE 16:- BORROWINGS (AT AMORTISED COST)**

Particulars	As at 31st March, 2025		As at 31st March, 2024	
	Non Current	Current	Non Current	Current
<b>Unsecured Loans</b>				
Loan from related party (refer note no. 29)	23,300.00	-	43,160.00	-
Less: Unamortised upfront fees on Borrowing	23,300.00	-	43,160.00	-
	(163.05)	-	(381.27)	-
Less: Current maturity of long term deb clubbed under Short term Borrowings	23,136.95	-	42,778.73	-
<b>Total</b>	<b>23,136.95</b>	<b>-</b>	<b>42,778.73</b>	<b>-</b>

**NOTE 16.1:- Details of security and terms of repayment:**

Particulars	As at 31st March, 2025		As at 31st March, 2024		Rate of Interest		Nature of security	Repayment Term
	Non Current	Current	Non Current	Current	As at 31st March, 2024	As at 31st March,		
<b>Unsecured Loans</b>								
From Related Parties	23,300.00	-	43,160.00	-	9.25%	9.25%	Unsecured	To be repaid on or Before 21st January 2029
Less: Unamortised upfront fees on borrowings	(163.05)	-	(381.27)	-				
<b>Net Borrowing</b>	<b>23,136.95</b>	<b>-</b>	<b>42,778.73</b>	<b>-</b>				

**NOTE 17: PROVISIONS**

Particulars	As at 31st March, 2025		As at 31st March, 2024		₹ in Lakhs			
	Non Current	Current	Non Current	Current	As at 31st March, 2025	As at 31st March, 2024	As at 31st March, 2025	As at 31st March, 2024
<b>Provision for Employee Benefits</b>								
Provision for Gratuity (refer Note 36)	-	-	-	-	-	-	57.62	1.05
Provision for Compensated Absences (refer Note 36)	11.69	21.24	-	-	11.69	21.24	15.19	28.70
<b>Total</b>	<b>11.69</b>	<b>21.24</b>	<b>-</b>	<b>-</b>	<b>11.69</b>	<b>21.24</b>	<b>72.81</b>	<b>29.75</b>

**NOTE 18:- TRADE PAYABLES**

Particulars	₹ in Lakhs	
	As at 31st March, 2025	As at 31st March 2024
Total outstanding, dues of micro and small enterprises	24.06	19.54
Total outstanding dues of other than micro and small enterprises	-	-
Acceptances	-	-
Other than Acceptance	1817.22	2,835.65
<b>Total</b>	<b>1,841.28</b>	<b>2,855.19</b>

**Ageing as at 31st March, 2025:**

Particulars	₹ in Lakhs			
	Undisputed Trade Payables		Disputed Trade Payables	
	MSME	Others	MSME	Others
Within the credit period	3.93	127.48	-	-
Outstanding for following periods from due date of payment				
Less than 1 year				
1 to 2 years	3.57	1,337.89	-	-
2 to 3 years	2.80	27.68	-	-
More than 3 years	-	14.24	-	-
Unbilled	-	25.10	-	-
<b>Total</b>	<b>13.76</b>	<b>284.83</b>	<b>-</b>	<b>-</b>
	<b>24.06</b>	<b>1,817.22</b>	<b>-</b>	<b>-</b>

**Ageing as at 31st March, 2024:**

Particulars	₹ in Lakhs			
	Undisputed Trade Payables		Disputed Trade Payables	
	MSME	Others	MSME	Others
Within the credit period	9.10	1,717.42	-	-
Outstanding for following periods from due date of payment				
Less than 1 year				
1 to 2 years	1.57	248.76	-	-
2 to 3 years	-	26.41	-	-
More than 3 years	-	19.99	-	-
Unbilled	-	9.83	-	-
<b>Total</b>	<b>8.86</b>	<b>813.25</b>	<b>-</b>	<b>-</b>
	<b>19.54</b>	<b>2,835.65</b>	<b>-</b>	<b>-</b>

a). Payables are normally settled within 1 to 180 days

b) Trade payables to related parties has been disclosed in note no. 29



Disclosure relating to micro small and medium enterprises (As per information available with company):

Particulars	₹ in Lakhs	
	As at 31st March, 2025	As at 31st March 2024
1. Principal amount due outstanding as at end of year	24.06	19.54
2. Principal amount overdue more than 45 days	-	-
3. Interest due and the unpaid as at end of year	-	-
4. Interest paid to the supplier	-	-
5. Payment made to the supplier beyond the appointed day during the year	-	-
6. Interest due and payable for the period of delay	-	-
7. Interest accrued and remaining unpaid as at end of year	-	-
8. Amount of further interest remaining due and payable in succeeding year	-	-

The company has not been provided interest for MSME vendor where the amount is in dispute with respect to contract terms and conditions.

**NOTE 19:- OTHERS FINANCIAL LIABILITIES**

Particulars	₹ in Lakhs			
	As at 31st March, 2025		As at 31st March 2024	
	Non Current	Current	Non Current	Current
Retention Money for Capital Project	1,237.64	113.83	1,324.54	264.27
Payable for Capital project	-	114.00	-	148
Payables to Employees	-	143.15	-	156.9
<b>Total</b>	<b>1,237.64</b>	<b>370.98</b>	<b>1,324.54</b>	<b>569.20</b>

**NOTE 20:- OTHER LIABILITIES**

Particulars	₹ in Lakhs			
	As at 31st March, 2025		As at 31st March 2024	
	Non Current	Current	Non Current	Current
Advances from Customer	-	873.93	-	1,134.11
Statutory Liabilities	-	169.91	-	252.45
<b>Total</b>	<b>-</b>	<b>1,043.84</b>	<b>-</b>	<b>1,386.56</b>



**JSW PARADIP TERMINAL PRIVATE LIMITED**  
Notes to the Financial Statements for the year ended 31st March, 2025

**NOTE 21:- REVENUE FROM OPERATION**

Particulars	₹ in Lakhs	
	For the year ended 31st March, 2025	For the year ended 31st March, 2024
Revenue from contracts with customers		
<b>Income from port operations :-</b>		
Vessel related service		
Cargo related services	2,982.34	3,335.96
Storage income	30,013.76	32,568.30
<b>Other operating income</b>	3,692.55	3,662.00
<b>Total</b>	49.81	45.86
	<b>36,738.46</b>	<b>39,612.13</b>

The company has assessed and determined the following categories for disaggregation of revenue in addition to that provided under segment disclosure. Refer Note:33

Particulars	₹ in Lakhs	
	For the year ended 31st March, 2025	For the year ended 31st March, 2024
Revenue from contract with customers		
Other operating income	36,688.65	39,566.26
<b>Total Revenue from Operations</b>	49.81	45.86
In India	<b>36,738.46</b>	<b>39,612.13</b>
Outside India	36,738.46	39,612.13
<b>Total Revenue from Operations</b>	<b>36,738.46</b>	<b>39,612.13</b>

Contract liability is the Company's obligation to transfer goods or services to a customer for which the Company has received consideration from the customer in advance.

**Contract Balances**

Particulars	₹ in Lakhs	
	For the year ended 31st March, 2025	For the year ended 31st March, 2024
Trade Receivables (Refer Note 10)		
<b>Contract Liabilities</b>	2,637.64	3,596.39
Advance from Customers (Refer Note 20)		
	873.93	1,134.10

Significant changes in the contract liability balance during the year are as follows:

Particulars	₹ in Lakhs	
	For the year ended 31st March, 2025	For the year ended 31st March, 2024
Opening Balance		
Less: Revenue recognized during the year from balance at the beginning of the year	1,134.10	1,052.77
Add: Advance received during the year not recognized as revenue (refer Note -20)	1,134.10	1,052.77
<b>Closing Balance</b>	873.93	1,134.10

**Movement in unbilled revenue**

Particulars	₹ in Lakhs	
	For the year ended 31st March, 2025	For the year ended 31st March, 2024
Opening Balance		
Less: Billed during the year	-	203.05
Add: Unbilled during the year	-	(203.05)
<b>Closing Balance</b>	-	-

**Notes:**

The company does not have any significant adjustments between the contracted price and revenue recognised in the statement of profit and loss account. The credit period on rendering of services ranges from 1-30 days with or without security.

**NOTE 22:- OTHER INCOMES**

Particulars	₹ in Lakhs	
	For the year ended 31st March, 2025	For the year ended 31st March, 2024
<b>Interest Income earned on financial assets</b>		
On bank deposits	-	-
Others	434.83	518.62
<b>Other non-operating income</b>	-	58.62
Financial Guarantee income (refer note 29)		
Sale of Scrap	676.88	498.31
Miscellaneous Income	34.27	21.09
<b>Total</b>	<b>1,524.15</b>	<b>1,096.64</b>



**JSW PARADIP TERMINAL PRIVATE LIMITED**  
Notes to the Financial Statements for the year ended 31st March, 2025

**NOTE 23:- OPERATING EXPENSES**

Particulars	₹ in Lakhs	
	For the year ended 31st March, 2025	For the year ended 31st March, 2024
Cargo Handling-Expenses	9,061.94	9,095.25
Stores and spares consumed	574.38	427.27
Power and Fuel	1,172.26	1,231.78
Repair and Maintenance	518.70	661.20
Fees to regulatory authorities	7,989.47	8,606.42
Other Operating Expenses	67.24	71.35
<b>Total</b>	<b>19,383.99</b>	<b>20,093.26</b>

**NOTE 24:- EMPLOYEE BENEFIT EXPENSES**

Particulars	₹ in Lakhs	
	For the year ended 31st March, 2025	For the year ended 31st March, 2024
Salaries and Wages	1,169.84	1,106.59
Contributions to provident and other funds (refer Note 36)	38.54	44.09
Gratuity and Leave encashment expense (refer Note 36)	-1.36	16.41
Expenses on Employee's Stock Ownership Plan (refer note 37)	358.12	700.21
Staff Welfare Expenses	43.52	23.43
<b>Total</b>	<b>1,608.66</b>	<b>1,890.73</b>

**NOTE 25:- FINANCE COSTS**

Particulars	₹ in Lakhs	
	For the year ended 31st March, 2025	For the year ended 31st March, 2024
<b>Interest Expense :</b>		
On related parties (refer note 29)	2,977.98	4,271.63
Interest on Lease Obligation	77.46	78.24
Other Finance Costs	220.38	83.82
<b>Total</b>	<b>3,275.82</b>	<b>4,433.69</b>

**NOTE 26:- DEPRECIATION AND AMORTISATION EXPENSES**

Particulars	₹ in Lakhs	
	For the year ended 31st March, 2025	For the year ended 31st March, 2024
Depreciation on Property, Plant and Equipment	34.81	34.49
Depreciation of Right-of-Use Assets	36.59	35.76
Amortisation of Intangible Assets	3,727.65	3,735.09
<b>Total</b>	<b>3,799.05</b>	<b>3,805.34</b>

**NOTE 27:- OTHER EXPENSES**

Particulars	₹ in Lakhs	
	For the year ended 31st March, 2025	For the year ended 31st March, 2024
Rent, rates and taxes	30.36	17.65
Remuneration to Auditor (refer Note 34)	8.54	6.76
Legal, professional and consultancy charges	125.86	96.29
Insurance	419.48	457.65
Corporate social Responsibility expenses (refer Note 38)	68.58	14.94
General office expenses and overheads	489.52	525.43
Others	213.24	10.14
<b>Total</b>	<b>1,355.58</b>	<b>1,128.88</b>



**JSW PARADIP TERMINAL PRIVATE LIMITED**

Notes to the Financial Statements for the year ended 31st March, 2025

**NOTE 28 : CONTINGENT LIABILITIES AND COMMITMENTS**

**A. Contingent Liabilities:(to the extent not provided for)**

Particulars	₹ in Lakhs	
	As at 31st March, 2025	As at 31st March, 2024
<b>(a) Claims against the company not acknowledge as debts:</b>		
<b>Disputed claims/levies (excluding interest, if any), in respect of :</b>		
- Income tax	85.01	85.01
- Custom duty	333.81	333.81
- Goods and Service tax (GST)	1,572.77	2,102.97
<b>(b) Guarantees given</b>		
Corporate guarantee given to secure foreign currency bonds of holding company JSW Infrastructure Limited	68,465.12	66,699.12
<b>Total</b>	<b>70,456.71</b>	<b>69,220.92</b>

Notes:

(a) The company does not expect any reimbursement in respect of the above contingent liabilities.

(b) It is not practicable to estimate the timing of cash outflows, if any, in respect of matters above, pending resolution of the arbitration / appellate proceedings.

**Disputed income tax liability in respect of: AY 2018-19-** All the expense incurred by the company before commencement of business are disallowance and treated as Capital Expenditure .  
- Interest Income is charged to tax as Other Source, hence appeal filed before CIT(A)

**Demand raised by Principal Commissioner Priventive with respect to Custom Duty on Import under EPCG License-** ₹ 2275996 paid , OIO - CC/BBSR/CUS/No. 02/ PR.COMMISSIONER/2021.  
**GST liability demand on input credit- Period July 17 to March 18:-** Block credit u/s 17(5)(c) , ITC taken in 3B but not in 2A, ITC on reverse charge, Trans 1 credit total demand ₹ 1537.72 lakhs as tax + interest ₹ 1127.54 lakhs + penalty ₹ 154.50 lakhs ₹ 153.77 lakhs Paid as 10% of total demand. 2nd stage - Para 4 and 5 dropped, hence revised demand is ₹ 1217 lakhs. High Court has passed direction in Writ filled by company with respect to time limit for filing appeal will be counted once Tribunal is constituted.

**GST liability demand on input credit - April 18 to march 19:-** ITC taken on blocked credit 17(5), ITC taken in excess of amount appearing in 2A

**B. Commitments:(net of advances)**

Particulars	₹ in Lakhs	
	As at 31st March, 2025	As at 31st March 2024
<b>Capital commitments</b>		
Estimated amount of contracts remaining to be executed on capital account and not provided for	-	130.00

**NOTE 29:-RELATED PARTY DISCLOSURES**

**A) List of Related Parties**

Name	Nature of Relation
JSW Infrastructure Limited	Holding Company
Paradip East Quay Coal Terminal Private Limited	Fellow Subsidiary
JSW Steel Limited	Others
JSW IP Holdings Private Limited	Others
Gazal Qureshi	Director
Devki Nandan	Director
Prasad Uday Rane	Director
Jindal Steel & Power Limited	Others
Nalwa Steel and Power Limited	Others
Brahmani River Pellets Limited	Others
JSW Infrastructure Employee Welfare Trust	Others
JSW PAINTS Private Limited	Others
Isj Techno Projects Management Private Limited	Others
JSW Foundation	Others



**JSW PARADIP TERMINAL PRIVATE LIMITED**  
Notes to the Financial Statements for the year ended 31st March, 2025

**Director's & Key Managerial Personnel**

Name	Nature of Relation
Chitranjan Kar	
Kinjal Rathod	CFO
Chitranjan Kar	Company Secretary
Manish Gupta ( Up to 1st Oct, 2024)	Manager Manager

(b) The following transactions were carried out with the related parties in the ordinary course of business:

Nature of transaction/relationship	₹ in Lakhs	
	For the year ended 31st March, 2025	For the year ended 31st Mar, 2024
<b>JSW Infrastructure Limited</b>		
Unsecured Loan (Repaid)		
Interest Expenses	19,860.00	5,000.00
Cargo Handling Services Availed	2,977.98	4,271.63
Allocation of Expenses	9,181.70	9,373.52
Corporate guarantee charged	225.45	207.87
Other finance cost (Guarantee Amortization)	676.88	498.31
<b>Paradip East Quay Coal Terminal Private Limited</b>	218.23	-
Recovery of Expenses		
Other Reimbursement Received	81.87	305.34
<b>JSW Steel Limited</b>	39.89	-
Sale of Services		
<b>Jindal Steel and power Limited</b>	13,310.79	14,184.87
Sale of Services		
Purchase of Goods and Services	43.24	182.45
<b>Nalwa Steel and Power Limited</b>	-	11.66
Sale of Services		
<b>Jsw Techno Projects Management Private Limited</b>		156.57
Sale of Services		
<b>Brahmani River Pellets Limited</b>	1,425.37	3,553.44
Sale of Services		
<b>JSW IP Holdings Private Limited</b>	1,323.66	-
Branding Expenses		
<b>JSW Paints Private Limited</b>	91.85	73.2
Purchase of Goods and Services		
<b>JSW Foundation</b>	305.16	198.54
CSR		
<b>JSW Infrastructure Employee Welfare Trust</b>	68.58	14.94
Other reimbursement		
<b>Total</b>	<b>882.32</b>	<b>409.74</b>
<b>C) Amount due to / from related parties</b>	<b>50,712.98</b>	<b>38,442.11</b>

Nature of transaction/relationship	₹ in Lakhs	
	As at 31st March, 2025	As at 31st March 2024
<b>JSW Infrastructure Limited</b>		
<b>Accounts Payable</b>	23,300.00	43,160.00
JSW Infrastructure Limited- Cargo Handling		
JSW IP Holdings Private Limited	477.69	725.64
JSW Paints Private Limited	16.91	34.64
<b>Accounts Receivables</b>	217.36	172.70
Jindal Steel and power Limited		
Nalwa Steel and Power Limited	4.40	4.84
JSW Steel Limited	-	11.91
JSW Techno Projects Management Private limited	2,416.47	2,926.64
Paradip East Quay Coal Terminal Private Limited	31.36	129.06
JSW Infrastructure Employee Welfare Trust	25.33	37.31
<b>Total</b>	<b>4.72</b>	<b>-</b>
	<b>26,494.26</b>	<b>47,202.75</b>

(d) Compensation of key managerial personnel of the company

Particular	₹ in Lakhs	
	As at 31st March, 2025	As at 31st March 2024
Short Term employee benefits*		
	1,046.2	242.7
<b>Total compensation paid to key managerial personnel</b>	<b>1,046.21</b>	<b>242.68</b>



**JSW PARADIP TERMINAL PRIVATE LIMITED**  
Notes to the Financial Statements for the year ended 31st March, 2025

**Notes :-**

\*The above figures does not include provisions for gratuity, provident fund, group Mediclaim, group personal accident and compensated absences as the same is determined at the company level and is not possible to determine for select individuals.

The company has recognised an expense of Rs 132.64 Lakhs towards employee stock options granted to Key Managerial Personnel.

The remuneration include perquisite value of ESOPs in the year it is exercised for year ended 31st March, 2024 Rs 1345.95 Lakhs

As the future liability for gratuity is provided on an actuarial basis for the company as a whole, the amount pertaining to individual is not ascertainable and therefore not included above.

The Company has not paid any Sitting Fees or Dividend during the year.

The transactions with related parties are made on terms equivalent to those that prevail in arm's length transactions. This assessment is undertaken each financial year through examining the financial position of the related party and the market in which the related party operates. Outstanding balances at the year-end are unsecured.

The names and the nature of relationships are disclosed only when the transactions are entered into by the Company with the related parties during the existence of the related party relationship.

The Company gives or receives trade advances during normal course of business. The transactions against those trade advances are part of above-mentioned purchases or sales and accordingly, such trade advances have not been shown separately.

**Terms and Conditions**

**Sales:**

The sales to related parties are made on terms equivalent to those that prevail in arm's length transactions and in the ordinary course of business. Sales transactions are based on prevailing price lists and memorandum of understanding signed with related parties. For the year ended 31st March, 2025, the Company has not recorded any impairment of receivables relating to amounts owed by related parties.

**Purchases:**

The purchases from related parties are made on terms equivalent to those that prevail in arm's length transactions and in the ordinary course of business. Purchase transactions are based on made on normal commercial terms and conditions and market rates.

**Loans from related parties:**

The Company had taken loans from related parties. The loan balances as at 31st March, 2025 was ₹ 23,330 Lakhs (As on 31st March, 2024 was ₹ 43,160 Lakhs). These loans are unsecured in nature.

**Interest expense:**

Interest is charges on loan from related party as per terms of agreement.

**NOTE 30:- FINANCIAL INSTRUMENTS - ACCOUNTING CLASSIFICATIONS AND FAIR VALUE MEASUREMENTS**

**NOTE 30.1 Capital Risk Management**

The Company being in a capital intensive industry, its objective is to maintain a strong credit rating, healthy capital ratios and establish a capital structure that would maximise the return to stakeholders through optimum mix of debt and equity.

The Company's capital requirement is mainly to fund its capacity expansion, repayment of principal and interest on its borrowings and strategic acquisitions. The principal source of funding of the Company has been, and is expected to continue to be, cash generated from its operations supplemented by funding from bank borrowings and the capital markets. The Company is not subject to any externally imposed capital requirements.

The Company regularly considers other financing and refinancing opportunities to diversify its debt profile, reduce interest cost and elongate the maturity of its debt portfolio, and closely monitors its judicious allocation amongst competing capital expansion projects and strategic acquisitions, to capture market opportunities at minimum risk.

The Company monitors its capital using gearing ratio, which is net debt, divided to total equity. Net debt includes, interest bearing loans and borrowings less cash and cash equivalents, bank balances other than cash and cash equivalents and current investments.

Particulars	₹ in Lakhs	
	As at 31st March, 2025	As at 31st March 2024
Long-term borrowings	23,136.95	42,778.73
Short-term borrowings	-	-
<b>Total Borrowings</b>	<b>23,136.95</b>	<b>42,778.73</b>
Less: Cash and cash equivalent	(962.22)	(305.39)
Less: Bank balances other than cash and cash equivalents	(2,389.39)	(12,313.66)
<b>Net debt</b>	<b>19,785.34</b>	<b>30,159.67</b>
<b>Total equity</b>	<b>31,775.68</b>	<b>24,446.18</b>
<b>Gearing ratio</b>	<b>0.62</b>	<b>1.23</b>
Notes:		

(i) Equity includes all capital and reserves of the Company that are managed as capital.

(ii) Debt is defined as long and Short-term borrowings (excluding financial guarantee contracts), as described in notes 16.



ISW PARADIP TERMINAL PRIVATE LIMITED

Notes to the Financial Statements for the year ended 31st March, 2025

NOTE 30.2 Categories of financial instruments

The accounting classification of each category of financial instruments, and their carrying amounts, are set out below:

As at 31st March, 2025

Particulars	₹ in Lakhs				
	Amortised cost	Fair value through other comprehensive income	Fair Value through profit and loss	Total carrying value	Fair Value
<b>Financial assets</b>					
Trade Receivables	2637.64	-	-	2,637.64	2,637.64
Other financial assets	56.20	-	-	56.20	56.20
Cash and cash equivalents	962.22	-	-	962.22	962.22
Bank Balance Other than cash and cash Equivalents	2389.39	-	-	2,389.39	2,389.39
<b>Total</b>	<b>6,045.45</b>	<b>-</b>	<b>-</b>	<b>6,045.45</b>	<b>6,045.45</b>
<b>Financial liabilities</b>					
Borrowings	23,136.95	-	-	23,136.95	23,136.95
Trade Payables	1841.28	-	-	1,841.28	1,841.28
Lease Liabilities	843.82	-	-	843.82	843.82
Other financial liabilities	1608.62	-	-	1,608.62	1,608.62
<b>Total</b>	<b>27,430.68</b>	<b>-</b>	<b>-</b>	<b>27,430.68</b>	<b>27,430.68</b>

As at 31st March, 2024

Particulars	₹ in Lakhs				
	Amortised cost	Fair value through other comprehensive income	Fair Value through profit and loss	Total carrying value	Fair Value
<b>Financial assets</b>					
Trade Receivables	3559.08	-	-	3,559.08	3,559.08
Other financial assets	248.03	-	-	248.03	248.03
Cash and cash equivalents	305.39	-	-	305.39	305.39
Bank Balance Other than cash and cash Equivalents	12313.66	-	-	12,313.66	12,313.66
<b>Total</b>	<b>16,426.16</b>	<b>-</b>	<b>-</b>	<b>16,426.16</b>	<b>16,426.16</b>
<b>Financial liabilities</b>					
Borrowings	42778.73	-	-	42,778.73	42,778.73
Trade Payables	2855.19	-	-	2,855.19	2,855.19
Lease Liabilities	834.04	-	-	834.04	834.04
Other financial liabilities	1893.75	-	-	1,893.75	1,893.75
<b>Total</b>	<b>48,361.70</b>	<b>-</b>	<b>-</b>	<b>48,361.70</b>	<b>48,361.70</b>

Fair value hierarchy

This section explains the judgements and estimates made in determining the fair values of the financial instruments that are

- recognised and measured at fair value and
- measured at amortised cost and for which fair values are disclosed in the financial statements.

To provide an indication about the reliability of the inputs used in determining fair value, the company has classified its financial instruments into three levels prescribed under the accounting standard.

Details of financial assets/ liabilities measured at amortised cost but fair value disclosed in category wise

The carrying amounts of trade receivables, unbilled revenue, trade payables, payable for capital supplies / services, cash and cash equivalents, loan, other financial assets, current borrowings and other financial liabilities (which are not disclosed below) are considered to be the same as their fair values, due to their short term nature.

Particulars	As at 31st March, 2025		As at 31st March, 2024		Level	Valuation techniques
	Carrying Value	Fair Value	Carrying Value	Fair Value		
<b>Financial liabilities</b>						
Borrowings	23,137.0	23,137.0	42,778.7	42,778.7	3	Discounted cash flow on observable Future cash flows are based on terms of borrowings discounted at a rate that reflects market risks
<b>Total</b>	<b>23,137.0</b>	<b>23,137.0</b>	<b>42,778.7</b>	<b>42,778.7</b>		



**JSW PARADIP TERMINAL PRIVATE LIMITED**

Notes to the Financial Statements for the year ended 31st March, 2025

**NOTE 31:- FINANCIAL RISK MANAGEMENT OBJECTIVES AND POLICIES**

The Company's activities expose it to a variety of financial risks, market risk, credit risk and liquidity risk. The Company's focus is to foresee the unpredictability of financial markets and seek to minimize potential adverse effects on its financial performance.

**Interest rate risk**

Interest rate risk is the risk that the fair value or future cash flows of a financial instrument will fluctuate because of changes in market interest rates. In order to optimize the Company's position with regard to interest income and interest expenses and to manage the interest rate risk, treasury performs a comprehensive corporate interest rate risk management by balancing the proportion of fixed rate financial instruments in its total portfolio according to the Market.

The following table provides a break-up of the Company's fixed and floating rate borrowings:

₹ in Lakhs

Particulars	As at	
	31st March, 2025	31st March, 2024
Floating rate borrowings		
Fixed rate borrowings	23,300.00	43,160.00
<b>Total borrowing</b>		
<b>Total net borrowing</b>	<b>23,300.00</b>	<b>43,160.00</b>
Add: Upfront fees	23,136.95	42,778.73
<b>Total gross borrowings</b>	<b>163.05</b>	<b>381.27</b>
	<b>23,300.00</b>	<b>43,160.00</b>

**Interest Rate Sensitivity -**

The sensitivity analysis below have been determined based on the exposure to interest rates for financial instruments at the end of the reporting period. For floating rate liabilities, the analysis is prepared assuming the amount of the liability outstanding at the end of the reporting period was outstanding for the whole year. A 25 basis point increase or decrease represents management's assessment of the reasonably possible change in interest rates.

A change of 25 basis points in interest rates would have following impact on profit before tax.

₹ in Lakhs

Particulars	As at	
	31st March, 2025	31st March, 2024
25 bp increase - Decrease in profit		
25 bp decrease - Increase in profit	58.25	107.90
<b>Credit risk Management:-</b>	<b>58.25</b>	<b>107.90</b>

Credit risk arises from the possibility that counter party may not be able to settle their obligations as agreed. To manage this, the company periodically assesses the financial reliability of customers, taking into account the financial condition, current economic trends, and analysis of historical bad debts and ageing of accounts receivable. Individual risk limits are set accordingly. Credit risk refers to the risk of default on its obligation by the counterparty resulting in a financial loss. The maximum exposure to the credit risk at the reporting date is primarily from trade receivables amounting to ₹ 2,637.64 lakhs and ₹ ₹ 3,559.08 lakhs as of March 31, 2025 and March 31, 2024 respectively and from financial guarantee given to JSW Infrastructure Limited amounting to ₹ 68,465.12 lakhs. The Company has its major revenue from group companies and very small third party exposure hence no major credit risk is perceived.

The following table gives details in respect of percentage of revenues generated from Group companies and third party:

₹ in Lakhs

Particulars	For the year ended 31st March, 2025		For the year ended 31st March, 2024	
	For the year ended 31st March, 2025	Percentage of Revenue	For the year ended 31st March, 2024	Percentage of Revenue
Revenue from group companies	16,103.06	43.83%	18,077.33	45.63%
Revenue from third parties	20,635.40	56.17%	21,543.80	54.37%
<b>Total</b>	<b>36,738.46</b>	<b>100.00%</b>	<b>39,621.13</b>	<b>100.00%</b>



**ISW PARADIP TERMINAL PRIVATE LIMITED**

Notes to the Financial Statements for the year ended 31st March, 2025

**Credit Risk Exposure**

The allowance for lifetime expected credit loss on customer balances for the year ended March 31, 2025 and March 31, 2024 was ₹ NIL Lakhs and ₹ NIL Lakhs respectively. Credit risk with respect to cash and cash equivalents and bank balance other than cash and cash equivalents are managed in accordance with company policy to ensure there is no concentration risk.

In case of other financial assets which include majorly security deposit given under various long term agreements and group does not expect any credit risk on account of non performance of counter party.

**Liquidity risk management:**

Liquidity risk is the risk that the Company will encounter difficulty in raising funds to meet commitments associated with financial instruments that are settled by delivering cash or another financial asset. The Company manages liquidity risk by maintaining adequate reserves, banking facilities and reserve borrowing facilities, by continuously monitoring forecast and actual cash flows and matching the maturity profiles of financial assets and liabilities. Long-term borrowings generally mature between one and 10 year. Liquidity is reviewed time to time based on weekly cash flow forecast.

The company had a working capital of ₹ 1,369.56 Lakhs as at 31st March, 2024 and ₹ 1640.96 lakhs as at 31st March, 2025. The company is confident of managing its financial obligation through available cash & bank balances, short term borrowing and liquidity management.

The following tables detail the Company's remaining contractual maturity for its non-derivative financial liabilities with agreed repayment periods and its non-derivative financial assets. The tables have been drawn up based on the undiscounted cash flows of financial liabilities based on the earliest date on which the Company can be required to pay. The tables include both interest and principal cash flows.

To the extent that interest flows are floating rate, the undiscounted amount is derived from interest rate curves at the end of the reporting period. The contractual maturity is based on the earliest date on which the company may be required to pay.

**Maturity Profile :**

The table below provides details regarding the contractual maturities of significant financial liabilities as of 31st March, 2025

As at 31st March, 2025	₹ in Lakhs			
	Less than one year	1 to 5 years	> 5 years	Total
<b>Financial assets</b>				
Trade receivables				
Other Financial Assets	2,637.64	-	-	2,637.64
Cash and Cash Equivalents	56.20	-	-	56.20
Bank Balance Other than cash and cash Equivalents	962.22	-	-	962.22
<b>Total financial assets</b>	<b>2,389.39</b>	<b>-</b>	<b>-</b>	<b>2,389.39</b>
<b>Financial liabilities</b>	<b>6,045.45</b>	<b>-</b>	<b>-</b>	<b>6,045.45</b>
Borrowing				
Lease Liabilities		23,136.95		23,136.95
Trade Payables	16.67	90.41	736.74	843.82
Other financial	1,841.28	-	-	1,841.28
Other financial	370.98	-	-	370.98
<b>Total financial liabilities</b>	<b>2,228.93</b>	<b>23,227.37</b>	<b>736.74</b>	<b>26,193.04</b>

As at 31st March, 2024	₹ in Lakhs			
	less than one year	1 to 5 years	> 5 years	Total
<b>Financial assets</b>				
Trade receivables				
Other Financial Assets	3,559.08	-	-	3,559.08
Cash and Cash Equivalents	248.03	-	-	248.03
Bank Balance Other than cash and cash Equivalents	305.39	-	-	305.39
<b>Total financial assets</b>	<b>12,313.66</b>	<b>-</b>	<b>-</b>	<b>12,313.66</b>
<b>Financial liabilities</b>	<b>16,426.16</b>	<b>-</b>	<b>-</b>	<b>16,426.16</b>
Borrowing				
Lease Liabilities		42,778.73		42,778.73
Trade Payables	12.85	64.45	756.73	834.03
Other financial liabilities	3,003.25	-	-	3,003.25
Other financial liabilities	1,745.69	-	-	1,745.69
<b>Total financial liabilities</b>	<b>4,761.78</b>	<b>42,843.18</b>	<b>756.73</b>	<b>48,366.21</b>

**NOTE 32:- EARNINGS PER SHARE**

Particulars	₹ in Lakhs	
	For the year ended 31st March, 2025	For the year ended 31st March, 2024
Profit/ (Loss) attributable to equity shareholders in ₹ Lakhs	6,969.08	6,738.92
Weighted average number of equity shares outstanding for basic EPS	150000000	150000000
Effect of Dilution:		
Effect of Dilutive common equivalent shares - share option outstanding	-	0
Weighted average number of equity shares adjusted for the effect of dilution	15,00,00,000	15,00,00,000
Earnings per equity share		
Basic (₹/ Share)	4.65	4.49
Diluted (₹/ Share)	4.65	4.49



**JSW PARADIP TERMINAL PRIVATE LIMITED**

Notes to the Financial Statements for the year ended 31st March, 2025

**NOTE 33:- SEGMENT REPORTING**

The Company is primarily engaged in the one business segment namely developing, operating and maintaining the port services, port related infrastructure development activities and developing of infrastructure as determined by Chief Operational decision maker, in accordance with IND AS 108 "Operating Segments". Considering the interrelationship of various activities of the business, the Chief Operational decision maker monitored the operating result of its business segment on overall basis. Segment performance is evaluated based on profit or loss and is measured consistently with profit or loss in the financial statements.

Revenue from Customer on port service with which the Company has entered into a contract, account for more than 10% of total revenue

Customers contributing more than 10% of Revenue	₹ in Lakhs	
	For the year ended 31st March, 2025	For the year ended 31st March, 2024
JSW Steel Limited	13,310.79	14,184.87
Rungta Mines Limited	5,438.30	-

**NOTE 34:- REMUNARATION TO AUDITORS (exclusive of tax)**

Particulars	₹ in Lakhs	
	For the year ended 31st March, 2025	For the year ended 31st March, 2024
Statutory Audit Fees	7.45	5.24
Tax Audit Fees	1.09	0.91
<b>Total</b>	<b>8.54</b>	<b>6.15</b>



## NOTE 35 - FINANCIAL RATIOS

Sr. No	Particulars	Numerator	Denominator	Ratio		Variance (%)	Remark
				31-Mar-25	31-Mar-24		
1	Current Ratio (in times)	Current Assets	Current Liabilities	2.52	3.88	-35%	Increase is due to repayment of current borrowings
2	Debt-Equity Ratio (in times)	Total Borrowing (i.e. Non-current borrowings + Current Borrowings)	Total Equity	0.73	1.75	-58%	Decrease is due to repayment of current borrowings
3	Debt Service Coverage Ratio (in times)	Profit After tax + Non cash Operating Expenses (Depreciation and amortisation expenses + Unrealised Forex Loss / Gain + Loss / Gain on Sale of PPE) + Finance Cost	Interest on Borrowings + Interest on Lease Liabilities + Lease Repayment + Scheduled principal repayments of Borrowings (i.e. excluding prepayments and refinancing of debts) during the year	4.27	3.37	27%	Increase is due to repayment of current borrowings
4	Return on Equity Ratio (%)	Net profit after tax	Average Equity	25%	32%	-23%	NA
5	Inventory Turnover (no. of times)	(Fuel Cost + Stores and Spares Consumed + Purchase of stock-in-trade)	Average Inventory	NA	NA	NA	NA
6	Debtors Turnover (no. of times)	Revenue from operations	Average Trade Receivables	11.86	13.13	10%	NA
7	Payables Turnover (no. of times)	Operating Expenses + Other Expenses	Average Trade payables	8.83	6.62	33%	Decreased in trade payable and operating expenses
8	Net Capital Turnover (in times)	Revenue from operations	Working capital	7.36	2.83	160%	Decreased in working capital in the current FY
9	Net Profit Margin (%)	Net profit after tax for the year	Revenue from Operations	18.97%	17.01%	12%	NA
10	Return on Capital Employed (%)	Profit before tax plus finance cost	Tangible Net worth + Total borrowings + Deferred Tax	224.04%	98.49%	127%	Entity incurred profit during the current FY due to higher volume of cargo handled
11	Return on Investment (%)	Earnings from Investment	Average Funds Invested	7.83%	6.84%	15%	NA



**JSW PARADIP TERMINAL PRIVATE LIMITED**  
Notes to the Financial Statements as on 31st March, 2025

**NOTE 36:- EMPLOYEE BENEFITS**

**(a) Defined contribution plans:**

Retirement Benefits in the form of Provident Fund which are defined contribution schemes are charged to the statement of profit and loss for the year in which the contributions to the respective funds accrue as per relevant rules / statutes. These contributions are made to respective statutory authority.

Details of amount charged to statement of profit and loss towards defined contribution plans is as below:

Particulars	For the year ended 31st March, 2025	For the year ended 31st March, 2024
Provident fund (refer note- 24)	38.54	44.09
<b>TOTAL</b>	<b>38.54</b>	<b>44.09</b>

**(b) Defined benefit plans:**

The Group provides for gratuity for employees as per the Payment of Gratuity Act, 1972. The amount of gratuity shall be payable to an employee on the termination of employment after rendering continuous service for not less than five years, or on their superannuation or resignation. However, in case of death of an employee, the minimum period of five years shall not be required. The amount of gratuity payable on retirement / termination is the employee's last drawn basic salary per month computed proportionately for 15 days salary multiplied by the number of years of service completed. The gratuity plan is a funded plan administered by a separate fund that is legally separated from the entity and the Company makes contributions to the insurer (LIC). The Company does not fully fund the liability and maintains the funding from time to time based on estimations of expected gratuity payments.

1. Privileged Leave (PL) - Unutilised PL balance at the end of the calendar year (31st December) shall be encashed at the prevailing basic pay and no carry forward is allowed.
2. Contingency Leave (CoL) - The existing casual leave and sick leave were clubbed together and shall be called as CoL. The annual credit of a contingency leave shall be 14 days for plant locations and 8 days for Corporate and other locations. Maximum accumulation of 30 days is allowed and can not be encashed.

These plans typically expose the Company to the following actuarial risks:

**Investment Risk:** The present value of the defined benefit plan liability is calculated using a discount rate determined by reference to government bond yields; if the return on plan asset is below this rate, it will create a plan deficit. Currently the plan has a relatively balanced investment in equity securities and debt instruments

**Interest Risk:** A fall in the discount rate, which is linked, to the G-Sec rate will increase the present value of the liability requiring higher provision. A fall in the discount rate generally increases the mark to market value of the assets depending on the duration of asset

**Salary risk:** The present value of the defined benefit plan liability is calculated by reference to the future salaries of plan participants. As such, an increase in the salary of the plan participants will increase the plan's liability

**Asset Liability matching risk:** The plan faces the ALM risk as to the matching cash flow. Since the plan is invested in lines of Rule 101 of Income Tax Rules, 1962, this generally reduces ALM risk.

**Mortality risk:** Since the benefits under the plan is not payable for life time and payable till retirement age only, plan does not have any longevity risk .

**Concentration risk:** Plan is having a concentration risk as all the assets are invested with the insurance company and a default will wipe out all the assets. Although probability of this is very less as insurance companies have to follow regulatory guidelines  
The most recent actuarial valuation of the plan assets and the present value of the defined benefit obligation were carried out at 31st March , 2025 by independent actuarial agency. The present value of the defined benefit obligation, and the related current service cost and past service cost, were measured using the projected unit credit method.

**Gratuity (Funded/UnFunded):**

Particulars	For the year ended 31st March, 2025	For the year ended 31st March, 2024
<b>Change in present value of defined benefit obligation during the year</b>		
Present Value of defined benefit obligation at the beginning of the year	58.67	68.06
Interest cost	4.25	2.66
current service cost	17.16	10.67
Liability transfer from other Group	-	-
Liability transferred out/divestment	(25.50)	(34.37)
Benefits paid	-	(7.20)
<b>Actuarial (gain) / loss arising from and including OCI:</b>		
Actuarial changes arising due to changes in demographic assumptions	(1.78)	(0.13)
Actuarial changes arising due to changes in financial assumptions	5.73	13.46
Actuarial changes arising due to changes in experience adjustments	(5.20)	5.51
Present Value of defined benefit obligation at the end of the year	53.33	58.67



Particulars	As at 31st March, 2025	As at 31st March, 2024
<b>Change in fair value of plan assets during the year</b>		
Fair value of plan assets at the beginning of the year	-	-
Interest Income	-	-
Contributions paid by the employer	-	-
Assets transferred in	1.42	-
Benefits paid from the fund	55.30	-
Assets transferred out	-	-
Return on plan assets excluding interest income	-	-
Fair value of plan assets at the end of the year	1.99	-
	58.71	-
<b>Net Asset/(Liability) Recognized in the Balance Sheet</b>		
Present Value of Benefit Obligation at the end of the year		
Fair Value of Plan Assets at the end of the year	(53.33)	(58.67)
Amount recognized in the Balance Sheet	58.71	-
	5.38	(58.67)
<b>Expenses recognised in the statement of profit and loss for the year</b>		
Current service cost		
Interest cost on benefit obligation (net)	-4.13	10.67
Total expenses included in employee benefits expense	4.25	2.66
	0.12	13.34

**Recognised in other comprehensive income for the year**

**Actuarial (gain)/losses arising from**

Actuarial changes arising from changes in demographic assumptions		
Actuarial changes arising from changes in financial assumptions	(1.78)	(0.13)
Actuarial changes arising from changes in experience adjustments	5.73	13.46
Return on Plan Assets, Excluding Interest Income	(5.20)	5.51
Change in Asset Ceiling	(1.99)	-
Net (Income)/Expense For the year Recognized in OCI	-	-
	(3.23)	18.84

**The major categories of the fair value of the total plan assets are as follows:**

Particulars	As at 31st March, 2025	As at 31st March, 2024
Insurer managed funds	100%	0%

In the absence of detailed information regarding plan assets which is funded with Insurance Companies, the composition of each major category of plan assets, the percentage or amount for each category to the fair value of plan assets has not been disclosed.

**Maturity profile of defined benefit obligation**

Within the next 12 months (next annual reporting period)		
Between 2 to 5 years	1.89	1.05
Between 6 to 10 years	10.82	28.35
Sum of Years 11 and above	30.97	25.42
<b>Sensitivity Analysis Method:</b>	75.01	76.44

Significant actuarial assumptions for the determination of the defined benefit obligation are discount rate, expected salary increase and attrition. The sensitivity analyses below have been determined based on reasonably possible changes of the respective assumptions occurring at the end of the reporting year, while holding all other assumptions constant.

**Quantitative sensitivity analysis for significant assumption is as below:**

	₹ in Lakhs	
Increase / (decrease) on present value of defined benefits obligation at the end of the year:		
Projected Benefit Obligation on Current Assumptions	(53.33)	(58.67)
One percentage point increase in discount rate	(4.64)	(4.78)
One percentage point decrease in discount rate	5.39	5.54
One percentage point increase in rate of salary Increase	4.87	5.40
One percentage point decrease in rate of salary Increase	(4.40)	(4.75)
One percentage point increase in employee turnover rate	(1.26)	(1.14)
One percentage point decrease in employee turnover rate	1.40	1.23

**Principal actuarial assumptions:**

Expected Return on Plan Assets	6.94%	NA
Discount rate	6.94%	7.3%
Rate of Salary Increase	10.00%	9.0%
Mortality rate during employment	2012-14	2012-14
Mortality post retirement rate	N.A.	N.A.
Rate of Employee Turnover	6.00%	4.0%

The sensitivity analysis presented above may not be representative of the actual change in the defined benefit obligation as it is unlikely that the change in assumptions would occur in isolation of one another as some of the assumptions may be correlated.

Furthermore, in presenting the above sensitivity analysis, the present value of the defined benefit obligation has been calculated using the projected unit credit method at the end of the reporting year, which is the same as that applied in calculating the defined benefit obligation recognised in the balance sheet.

There was no change in the methods and assumptions used in preparing the sensitivity analysis from prior years.



Notes to Financial Statements as at 31st March, 2025

Note 36:- Disclosures as required by Indian Accounting Standard (Ind As) 19 Employee benefits (contd)

Experience adjustments:-

Particulars					₹ in Lakhs
	2024-25	2023-24	2022-23	2021-22	2020-21
Defined benefit obligation					
Plan assets	53.33	58.67	68.06	56.62	46.72
Surplus / (deficit)					
Experience adjustments on plan liabilities - loss / (gain)	53.33	58.67	68.06	56.62	46.72
Experience Adjustments on plan assets - loss / (gain)	5.20	5.51	0.76	5.75	3.43

- a) The Company expects to contribute ₹ 7.13 Lakhs to its gratuity plan for FY 2024-25.
- b) In assessing the Company's post retirement liabilities, the Company monitors mortality assumptions and uses up-to-date mortality tables, the base being the Indian assured lives mortality 2012-14 (Urban) ultimate.
- (c) Expected return on plan assets is based on expectation of the average long term rate of return expected on investments of the fund during the estimated term of the obligations after considering several applicable factors such as the composition of plan assets, investment strategy, market scenario, etc.
- d) The estimates of future salary increase, considered in actuarial valuation, take account of inflation, seniority, promotion and other relevant factors, such as supply and demand in the employment market.
- e) The discount rate is based on the prevailing market yields of Government of India securities as at the balance sheet date for the estimated term of the obligations.
- f) The average duration of the defined benefit plan obligation at the end of the reporting period is 11 years (31 March 2024: 10 years)

**Compensated absences**

The Company has a policy on compensated absences with provisions of accumulation of contingency leave and encashment for privileged leave by the employees during employment or on separation from the Company due to death, retirement or resignation. The expected cost of contingency leave is determined by actuarial valuation performed by an independent actuary at the balance sheet date using projected unit credit method.

**Long Service award:**

The Company has a policy to recognise the long service rendered by employees and celebrate their long association with the Group. This scheme is called- Long Association of Motivation, Harmony & Excitement (LAMHE). The award is paid at milestone service completion years of 10,15,20 and 25 years

Assumptions used in accounting for compensated absences

Particulars	₹ in Lakhs	
	As at 31st March, 2025	As at 31st March, 2024
Present value of (funded/Unfunded) obligation ((₹ in Lakhs)		
Expense recognised in statement of profit and loss (₹ in Lakhs)	32.93	43.89
Discount rate (p.a)	13.09	17.03
Salary escalation rate (p.a)	6.95%	7.25%
	10.00%	9.00%



**JSW PARADIP TERMINAL PRIVATE LIMITED**

**Notes to Standalone Financial Statements as at and for the year ended 31st March, 2025**

**NOTE 37:- EMPLOYEE SHARE BASED PAYMENT PLAN**

**Employee Stock Ownership Plan 2016 (ESOP Plan 2016)**

The board of directors of JSW Infrastructure Limited approved the "Employee Stock Ownership Plan 2016" on March 23, 2016 for issue of stock options to the employee of the Company and its subsidiaries. Board has authorised the Nomination and Remuneration committee for the superintendence of the ESOP Plan.

The maximum value and share options that can be awarded to eligible employees is calculated by reference to certain percentage of individuals salary. 50% of the grant would vest at the end of the third year and 50% of the grant would vest at the end of the fourth year with a vesting condition that the employee is in continuous employment with the Company till the date of vesting. These options are equity settled.

The fair value of options has been calculated by using Black Scholes Method. The assumptions used for calculating fair value are as below:

Particulars	ESOP Plan 2016				
	First Grant	Second Grant	Third Grant	Fourth Grant	Fifth Grant
Grant Date	13th June, 2016	16th May, 2017	3rd July, 2018	21st May, 2019	30th July, 2020
Weighted average share price on the date of grant	Rs. 33.23	Rs. 41.5	Rs. 36.2	Rs. 37.43	Rs. 33.87
Weighted average fair value as on grant date	Rs. 17.23	Rs. 22.83	Rs. 19.50	Rs. 15.53	Rs. 14.72
Vesting period	1 year	50% at the end of the third year and 50% at the end of the fourth year	50% at the end of the third year and 50% at the end of the fourth year	50% at the end of the third year and 50% at the end of the fourth year	50% at the end of the third year and 50% at the end of the fourth year
Exercise period	within 1 year from the date of listing	within 1 year from the date of listing	within 1 year from the date of listing	within 1 year from the date of listing	within 1 year from the date of listing
Weighted average Exercise price on the date of grant	Rs. 29.9	Rs. 33.2	Rs. 28.97	Rs. 29.93	Rs. 27.1
A description of the method and significant assumptions used during the year to estimate the fair value of options including the following information.	The fair value of options has been calculated by using Black Schole's Method. The assumptions used in the above are:				
Expected volatility (%)	Volatility was calculated using standard deviation of daily change in stock price of companies is similar industry for the expected life of the option for each tranche. Volatility used for vesting year- 1st year - 38.33%	Volatility was calculated using standard deviation of daily change in stock price of companies is similar industry for the expected life of the option for each tranche. Volatility used for vesting year- 3rd year - 37.71% 4th year - 37.71%	Volatility was calculated using standard deviation of daily change in stock price of companies is similar industry for the expected life of the option for each tranche. Volatility used for vesting year- 3rd year - 37.11% 4th year - 37.06%	Volatility was calculated using standard deviation of daily change in stock price of companies is similar industry for the expected life of the option for each tranche. Volatility used for vesting year- 3rd year - 36.03% 4th year - 35.19%	Volatility was calculated using standard deviation of daily change in stock price of companies is similar industry for the expected life of the option for each tranche. Volatility used for vesting year- 3rd year - 35.18% 4th year - 35.23%
Expected option life	The expected option life is assumed to be mid-way between the option vesting and expiry. Accordingly, expected option life is calculated as Year to Vesting + (Exercise Period) / 2. Based on vesting and exercise schedule, expected option term 5.5 years	The expected option life is assumed to be mid-way between the option vesting and expiry. Accordingly, expected option life is calculated as Year to Vesting + (Exercise Period) / 2. Based on vesting and exercise schedule, expected option term for first tranche is 5.38 years and for second tranche is 5.88 years	The expected option life is assumed to be mid-way between the option vesting and expiry. Accordingly, expected option life is calculated as Year to Vesting + (Exercise Period) / 2. Based on vesting and exercise schedule, expected option term for first tranche is 4.75 years and for second tranche is 5.25 years	The expected option life is assumed to be mid-way between the option vesting and expiry. Accordingly, expected option life is calculated as Year to Vesting + (Exercise Period) / 2. Based on vesting and exercise schedule, expected option term for first tranche is 3.17 years and for second tranche is 3.67 years	The expected option life is assumed to be mid-way between the option vesting and expiry. Accordingly, expected option life is calculated as Year to Vesting + (Exercise Period) / 2. Based on vesting and exercise schedule, expected option term for first tranche is 3.67 years and for second tranche is 4.17 years
Expected dividends (%)	0%	0%	0%	0%	0%
Risk-free interest rate (%)	Zero coupon sovereign bond yields were utilized with maturity equal to expected term of the option- 1st year - 7.43%	Zero coupon sovereign bond yields were utilized with maturity equal to expected term of the option- 3rd year - 6.95% 4th year - 7.00%	Zero coupon sovereign bond yields were utilized with maturity equal to expected term of the option- 3rd year - 7.95% 4th year - 7.99%	Zero coupon sovereign bond yields were utilized with maturity equal to expected term of the option- 3rd year - 4.93% 4th year - 5.11%	Zero coupon sovereign bond yields were utilized with maturity equal to expected term of the option- 3rd year - 4.93% 4th year - 5.11%
How expected volatility was determined, including an explanation of the extent to which expected volatility was based on historical volatility	The following factors have been considered: (a) Share price of companies is similar industry (b) Exercise prices (c) Historical volatility of companies is similar industry (d) Expected option life (e) Dividend Yield				
Whether and how any other features of the option grant were incorporated into the measurement of fair value, such as a market condition					



The outstanding position as at 31st March, 2025 is summarized below

Particulars	ESOP Plan 2016				
	First Grant	Second Grant	Third Grant	Fourth Grant	Fifth Grant
Outstanding as at 1st April 2023	1,02,870	1,80,450	2,92,290	6,88,440	11,37,950
Granted during the year	-	-	-	-	-
Forfeited during the year	-	-	-	-	-
Exercised during the year	1,02,870	95,520	1,40,590	1,29,270	1,74,125
Transfer arising from transfer of employees within group companies	-	-	-	-	-
Bought-out during the year	-	-	-	(3,98,760)	(4,25,220)
Outstanding as at 31st March 2024	-	84,930	1,51,700	1,60,410	5,38,615
Granted during the year	-	-	-	-	-
Forfeited during the year	-	-	-	-	-
Exercised during the year	-	-	-	-	-
Transfer arising from transfer of employees within group companies	-	84,930	1,51,700	1,60,410	5,38,615
Bought-out during the year	-	-	-	-	-
Outstanding as at 31st March 2025	-	-	-	-	-
of above	-	-	-	-	-
- vested outstanding options	-	-	-	-	-
- unvested outstanding options	-	-	-	-	-

**Employee Stock Ownership Plan 2021 (ESOP Plan 2021)**

The board of directors of JSW Infrastructure Limited approved the "Employee Stock Ownership Plan 2021" on January 30, 2022 for issue of stock options to the employee of the Company and its subsidiaries. Board has authorised the Nomination and Remuneration committee for the superintendence of the ESOP Plan.

The maximum value and share options that can be awarded to eligible employees is calculated by reference to certain percentage of individuals salary. 25% of the grant would vest at the end of the first year, 25% of the grant would vest at the end of the second year and 50% of the grant would vest at the end of the third year with a vesting condition that the employee is in continuous employment with the Company till the date of vesting. These options are equity settled.

The fair value of options has been calculated by using Black Scholes Method. The assumptions used for calculating fair value are as below:

Particulars	ESOP Plan 2021		
	First Grant	Second Grant	Third Grant
Grant Date	1st February, 2022	1st October, 2022	28th December, 2022
Weighted average share price on the date of grant	Rs. 80.33	Rs. 80.33	Rs. 80.33
Weighted average fair value as on grant date	Rs. 78.63	Rs. 78.78	Rs. 78.81
Vesting period	25% at the end of twelve months, 25% at the end of fourteen months and 50% at the end of twenty six months	25% at the end of twelve months, 25% at the end of eighteen months and 50% at the end of thirty months	25% at the end of fifteen months, 25% at the end of twenty seven months and 50% at the end of thirty nine months
Exercise period	4 years from vesting or latest by 31st March 2028 subject to listing	4 years from vesting or latest by 31st March 2028 subject to listing	4 years from vesting or latest by 31st March 2028 subject to listing
Weighted average Exercise price on the date of grant	Rs. 2	Rs. 2	Rs. 2
A description of the method and significant assumptions used during the year to estimate the fair value of options including the following information:	The fair value of options has been calculated by using Black Schole's Method. The assumptions used in the above are:		
Expected volatility (%)	Volatility was calculated using standard deviation of daily change in stock price of companies is similar industry for the expected life of the option for each tranche. Volatility used for vesting year- 1st year - 38.42% 2nd year - 39.49% 3rd year - 38.13%	Volatility was calculated using standard deviation of daily change in stock price of companies is similar industry for the expected life of the option for each tranche. Volatility used for vesting year- 1st year - 44.24% 2nd year - 42.23% 3rd year - 41.44%	Volatility was calculated using standard deviation of daily change in stock price of companies is similar industry for the expected life of the option for each tranche. Volatility used for vesting year- 1st year - 43.04% 2nd year - 41.28% 3rd year - 40.66%
Expected option life	The expected option life is assumed to be mid-way between the option vesting and expiry. Accordingly, expected option life is calculated as $\frac{\text{Year to Vesting} + (\text{Exercise Period})}{2}$ . Based on vesting and exercise schedule, expected option term for first tranche is 3 years, for second tranche is 2.67 years and for third tranche is 3.17 years	The expected option life is assumed to be mid-way between the option vesting and expiry. Accordingly, expected option life is calculated as $\frac{\text{Year to Vesting} + (\text{Exercise Period})}{2}$ . Based on vesting and exercise schedule, expected option term for first tranche is 3 years, for second tranche is 3.5 years and for third tranche is 4 years	The expected option life is assumed to be mid-way between the option vesting and expiry. Accordingly, expected option life is calculated as $\frac{\text{Year to Vesting} + (\text{Exercise Period})}{2}$ . Based on vesting and exercise schedule, expected option term for first tranche is 3.26 years, for second tranche is 3.76 years and for third tranche is 4.26 years
Expected dividends (%)	0%	0%	0%



Risk-free interest rate (%)	Zero coupon sovereign bond yields were utilized with maturity equal to expected term of the option- First tranche - 5.41% Second tranche - 5.41% Third tranche - 5.41%	Zero coupon sovereign bond yields were utilized with maturity equal to expected term of the option- First tranche - 7.04% Second tranche - 7.11% Third tranche - 7.15%	Zero coupon sovereign bond yields were utilized with maturity equal to expected term of the option- First tranche - 7.07% Second tranche - 7.13% Third tranche - 7.18%
How expected volatility was determined, including an explanation of the extent to which expected volatility was based on historical volatility	The following factors have been considered: (a) Share price of companies is similar industry (b) Exercise prices (c) Historical volatility of companies is similar industry (d) Expected option life (e) Dividend Yield		
Whether and how any other features of the option grant were incorporated into the measurement of fair value, such as a market condition			

The outstanding position as at 31st March, 2025 is summarized below:

Particulars	ESOP Plan 2021		
	First Grant	Second Grant	Third Grant
Outstanding as at 1st April 2023			21,97,470
Granted during the year	10,25,760	9,19,980	-
Forfeited during the year	-	-	-
Exercised during the year	-	3,180	13,230
Transfer arising from transfer of employees within group companies	1,58,599	1,22,323	-
Bought-out during the year	(4,60,800)	(3,20,791)	(9,15,690)
Outstanding as at 31st March 2024	-	-	-
Granted during the year	4,06,361	4,73,686	12,68,550
Forfeited during the year	-	-	-
Exercised during the year	-	-	-
Transfer arising from transfer of employees within group companies	3,71,825	1,49,061	2,56,904
Bought-out during the year	-	-	-
Outstanding as at 31st March 2025	-	-	-
of above	34,536	3,24,625	10,11,646
- vested outstanding options	-	-	-
- unvested outstanding options	34,536	26,621	60,234
	-	2,98,005	9,51,413



**JSW PARADIP TERMINAL PRIVATE LIMITED**  
**Notes to Financial Statements for the year ended 31st March, 2025**

**NOTE 38:- Corporate social Responsibility (CSR)**

As per Section 135 of the Companies Act, 2013, a company, meeting the applicability threshold, needs to spend at least 2% of its average net profit for the immediately preceding three financial years on corporate social responsibility (CSR) activities. The areas for CSR activities are eradication of hunger and malnutrition, promoting education, art and culture, healthcare, destitute care and rehabilitation, environment sustainability, disaster relief and rural development projects. A CSR committee has been formed by the Company as per the Act. The funds were primarily allocated and utilised through the year on these activities which are specified in Schedule VII of the Companies Act, 2013.

Particulars	For the year ended 31st March, 2025	For the year ended 31st March, 2024
1. Amount required to be spent by the company during the year		
2. Amount of expenditure incurred	68.58	14.94
(i) Construction / acquisition of assets	-	-
(ii) On purposes other than (i) above	-	-
3. Shortfall at the end of the year	68.58	14.94
4. Total of previous years shortfall	-	-
5. Reason for shortfall	-	-
	NA	NA
6. Nature of CSR activities:-	1) Educational infrastructure & systems strengthening. 2) General community infrastructure support & welfare initiatives. 3) Integrated water resources management. 4) Project Management Cost. 5) Public health infrastructure, capacity building & support programs. 6) Sports promotion & institution building. 7) Waste management & sanitation initiatives.	1) Enhance Skills and rural livelihoods through nurturing of supportive ecosystems and innovations. 2) Nurturing aquatic and terrestrial ecosystems for better environment and reduced emissions. 3) Waste management and sanitation initiatives.
7. Amount unspent, if any	-	-
8. Details of related party transactions	-	-
JSW Foundation	-	-
9. Provision made with respect to a liability incurred by entering into a contractual obligation	-	-

**NOTE 39:- Code on Social Security, 2020**

The Code on Social Security, 2020 ("the Code") received presidential assent on 28th September, 2020. The Ministry of Labour and Employment, released the draft rules of the Code on 13th November, 2020, however, the date on which the Code will come into effect has not yet been notified. The company will assess and record the financial impact of the Code in the period(s) when it becomes effective.

**NOTE 40:-** The Company is yet to receive balance confirmation in respect of certain sundry creditors, Trade Receivables and advances. The management does not expect any material difference affecting the current years financial statement due to the same.

**NOTE 41:- Realisation value of current assets**

In the opinion of Management, the Current Assets comprising of Advances and other receivables, have value on realisation in the ordinary course of business at least equal to the amount to which they are stated.

**NOTE 42:- Additional disclosure requirement:**

- i) The Company does not have any benami property, where any proceeding has been initiated or pending against the Company for holding any benami property.
- ii) The Company has not traded or invested in Crypto currency or Virtual Currency during the year.
- iii) The Company has not advanced or loaned or invested funds to any other person(s) or entity(ies), including foreign entities (Intermediaries) with the understanding that the Intermediary shall:
  - a) directly or indirectly lend or invest in other persons or entities identified in any manner whatsoever by or on behalf of the company (ultimate beneficiaries) or
  - b) provide any guarantee, security or the like to or on behalf of the ultimate beneficiaries.
- iv) The Company has not received any fund from any person(s) or entity(ies), including foreign entities (funding party) with the understanding (whether recorded in writing or otherwise) that the Company shall:
  - a) directly or indirectly lend or invest in other persons or entities identified in any manner whatsoever by or on behalf of the funding party (ultimate beneficiaries) or
  - b) provide any guarantee, security or the like on behalf of the ultimate beneficiaries.
- v) The Company does not have any such transaction which is not recorded in the books of accounts that has been surrendered or disclosed as income during the year in the tax assessments under the Income Tax Act, 1961 (such as, search or survey or any other relevant provisions of the Income Tax Act, 1961.
- vi) The Company has complied with the number of layers prescribed under clause (87) of section 2 of the Act read with the Companies (Restriction on number of Layers) Rules, 2017.
- vii) The Company is not declared willful defaulter by and bank or financial institution or lender during the year.
- viii) The Company does not have any charges or satisfaction which is yet to be registered with ROC beyond the statutory period.



ix) Quarterly returns or statements of current assets filed by the Company (wherever applicable) with banks or financial institutions are in agreement with the books of accounts.

x) The Company has used the borrowings from banks and financial institutions for the specific purpose for which it was obtained.

xi) The Company does not have any transactions with companies which are struck off.

xii) The Company has been maintaining its books of accounts in the SAP which has feature of recording audit trail of each and every transaction, creating an edit log of each change made in books of account along with the date when such changes were made and ensuring that the audit trail cannot be disabled, throughout the year as required by proviso to sub rule (1) of rule 3 of The Companies (Accounts) Rules, 2014 known as the Companies (Accounts) Amendment Rules, 2021. However, the audit trail feature is not enabled for direct changes to data in the underlying database in relation to certain users pertaining to SAP HR – Payroll application, which has been enabled subsequently post the year ended March 31, 2025.

Additionally, the audit trail of prior year has been preserved by the Company as per the statutory requirements for record retention to the extent it was enabled and recorded in the respective year.


**NOTE 43:-** The financial statements are approved for issue by the Board of Directors at its meeting held on 29th April, 2025.

**NOTE 44:-** Previous year's figures have been reclassified/regrouped, wherever necessary, to confirm with the current year's classification.

**NOTE 45:-** The Company evaluates events and transactions that occur subsequent to the balance sheet date but prior to the approval of financial statements to determine the necessity for recognition and/or reporting of subsequent events and transactions in the financial statements. As of 29th April, 2025, there were no subsequent events and transactions to be recognized or reported that are not already disclosed.


As per our attached report of even date

For Shah Gupta and Co.  
Chartered Accountants  
Firm's Registration No: 109574W

  
Arpita T Gadhia  
Partner  
M. No: 177483  
UDIN : 25177483BMKTDV8760  
Place : Mumbai  
Date: April 29, 2025





For and on behalf of the Board of Directors

  
Prasad Uday Rane  
Director  
DIN : 08427066

  
Chitranjan Kar  
Chief Financial Officer  
PAN: ASXPK4498B

Place : Mumbai  
Date: April 29, 2025

  
Devki Nandan  
Director  
DIN : 06693431

  
Kinjal Rathod  
Company Secretary  
M. No: A64403